



Catalogue

2023 / 2024

as®
Schwabe
TechnikProdukte



as - Schwabe

Your partner for professional lighting and electrical products

Quality

as - Schwabe has been manufacturing and distributing goods from the field of electrical engineering for **more than 39 years**, and is synonymous with high-quality **German products**. Our range is specially adapted to the **requirements of heavy-duty construction site applications**, and our products are available from qualified specialist retailers.

Selection

In addition to **cable reels and extensions**, our range also **includes CEE components and power combination units** as well as various **working lamps** and **large-area floodlights**, along with many other electrotechnical products for the construction site. We also offer a comprehensive range of products for the home and garden, as well as camping products.

Service

Our internal and field sales representatives will gladly provide you with comprehensive advice regarding our product range, and can help answer any questions you may have regarding **specific customised productions**. From customer-specific **cable labelling** to precisely tailored **retail shelves** and special **promotional measures** – we are your reliable partner in every respect.

Contents

1	Cable reels	8-35
	Metal cable reels, thermoplastic cable reels, Xperts cable reels, extension reels, cable boxes, automatic reels, Mammut reels, empty reels, spare parts for cable reels	
2	Personal protection range	36-49
	PRCD-S: Inline RCDs, extensions, cable reels, power combination units PRCD: RCD plugs, extensions, multi socket outlets, cable reels PRCD-K: Inline RCDs, extensions Series G: Range for use with mobile generators/emergency generators	
3	Extensions	50-65
	Extensions for construction sites, retractable spiral cords, multi socket outlets for outdoor use Extensions for outdoor use, extensions for indoor use, safety boxes	
4	Power cords	66-77
	Power cords with plugs for construction sites, for outdoor use, for indoor use Retractable spiral cords, cable rings and cables sold by metre	
5	Assembly range	78-87
	Shock-proof plugs and connectors, flat plugs, angled plugs, test plugs, 3-way connectors, flanged sockets, surface mounting switches and sockets, plugs and connectors type C	
6	Energy meters and inrush current limiters	88-97
	ROCO energy meters, MIXO energy meters, multi socket outlets with energy meters, rail-mounted devices, inrush current limiters	
7	Power cubes and suspended distributors	98-103
	With IP20 and IP44 shock-proof socket outlets, compressed air connections, DAT data outlets	
8	CEE 400 V range	104-149
	Plugs and connectors, wall-mounted socket outlets, wall plugs, test plugs, extensions, retractable spiral cords, construction site power combination units, cable bridges, mobile construction site power combination units M-series, multi socket outlets S-series, MIXO adapters, STECKY and STECKY DUO power combination units, FIXO combination units	
9	Lighting	150-189
	360° rotating beacons, Acculine Multi series, mobile working lamps, tripod-mounted floodlights, floodlights, floodlights with motion sensors, battery-operated floodlights, tripods, solar floodlights, LICHTFABRIK handlamps and headlamps, floodlights for large areas	
10	Compressed air range	190-195
	Compressed air hoses, compressed air reels, water level tools	
11	Camping/caravan	196-229
	Cable reels, extensions, adapter cords, travel plugs, energy meters, adapters, multi socket outlets, STECKY and STECKY DUO power combination units, plugs and connectors, power supply inlets, flanged sockets, fuses, power cords, caravan adapters	
12	E-mobility	230-241
	Charging cables for electric vehicles, adapter cables, plugs and connectors, chargers, adapter cords	
13	Home and garden	242-264
	Table socket outlets, multi socket outlets, multiplugs, 19" multi socket outlets, FLASH and ALUX multi socket outlets, timers, remote-controlled sockets, energy cost meters, ice-stop heating cables, hazard alarms	



Areas of application

Product application areas

The following code is designed to help you work out which products are suitable for which application areas. We make a distinction between three different areas of use: indoor use, outdoor use and heavy-duty construction site use. Items that are suitable for heavy-duty construction site use can also automatically be used for indoor and outdoor applications.



For use on industrial construction sites

IP44 industrial construction site

For this application area, the materials we use are subject to particular requirements in addition to those stipulating impermeability to foreign bodies larger than 1 mm and protection against splash water. Products used on construction sites must be especially break-proof and impact-resistant. Furthermore, only electrical cables with "H07RN-F" or "H07BQ-F" qualities are permitted, in accordance with DGUV Information 203-006/BGI 608. "H05RN-F" or "H05BQ-F" is also permissible up to a cable length of 5 m (e.g. cables for lamps).



For outdoor use

IP44 outdoor use

It is recommended to use a protection class of IP44 or higher for outdoor use. The first "4" indicates that the product is protected against the ingress of solid foreign bodies larger than 1 mm. The second "4" indicates that the product is adequately sealed, meaning that it is protected against splash water on all sides.

Products with the protection class IP44 for outdoor use are usually of equivalent quality to those for use on construction sites. There are, however, some standards and guidelines for products used on construction sites that are not complied with by all products with the protection class IP44 for outdoor use.



For indoor use

IP20 indoor use

Protection class IP20 means that the product is not protected against the ingress of water but is protected against the ingress of solid objects larger than 12.5 mm in diameter. This type of product should therefore only be installed in completely dry locations, such as in dry indoor rooms.





An overview of cable types

For outdoor use and use on construction sites

BQ

Polyurethane BQ construction site cables

BQ cables have a rubber conductor insulation and are coated with **polyurethane in an orange safety colour**. They are **oil-resistant**, extremely **abrasion-resistant** and permissible for use at temperatures **from -40 to 80°C**. They are particularly well-suited to use on construction sites and in industrial applications, in **dry, damp or wet environments**, in industrial water and outdoors, as well as on agricultural sites and areas with a high risk of fire. They are suitable for **long-term outdoor use**.



RN

Rubber RN power cables

The **black "RN-F" Heavy-duty rubber power cables** have a rubber conductor insulation and are coated with neoprene rubber. They are **oil, UV and ozone-resistant** and are suitable for temperature ranges of **-30°C to +60°C**. Their excellent mechanical resistance means that they can withstand high levels of stress in **both dry and damp environments and in industrial water**, and they are also suitable for **long-term outdoor use**, e.g. in agricultural applications or on construction sites.



For short-term outdoor use

RR

Rubber RR cables

The sheath and individual conductors of the RR cables are made from flexible natural or synthetic **rubber**. These cables are usually black or red and can be used in indoor areas. They are also suitable for short-term outdoor use.



N07

PVC N07 cables

The outer sheath and individual conductors of the AT-N07V3V3-F cables are made of cold-resistant polyvinyl chloride (PVC) and are approved for **temperature ranges of -35°C to +70°C**. They are **resistant to acid and oil, weather-proof, abrasion-resistant and highly flexible**. Suitable for connecting operating materials on construction sites, in **dry and damp rooms**, as well as outdoors and in potentially explosive atmospheres.



For indoor use

VV

PVC VV cables

The sheath and individual conductors of the VV cables are made from **PVC plastic**. These versions are standard cables and are suitable for normal loads in indoor use.





IP protection classes

IP protection classes as per DIN EN 60529

The IP protection classes have been defined in connection with the IEC-issued publications 144 and 34-5 in DIN EN 60529 Sheet 1.

The protection class indicates the suitability of electrical operating materials for different ambient conditions.
The IP number indicates the level of protection against **contact, foreign body ingress and water ingress**.

Please note: The IEC (IP) and VDE (P) scope of protection and tests are not always identical.

IP20

Code letters
(International Protection)

First number

Protection against solid foreign bodies e.g. dust

Second number

Protection against water

Number Scope of protection

- | Number | Scope of protection |
|--------|---|
| 0 | No protection against solid foreign bodies and dust.
No protection against contact. |
| 1 | Protection against foreign bodies > 50 mm.
Protection against large-area contact with the hand. |
| 2 | Protection against foreign bodies > 12.5 mm.
Protection against contact with the fingers. |
| 3 | Protection against foreign bodies > 2.5 mm.
Protection against contact with tools,
wires etc. > 1 mm. |
| 4 | Protection against foreign bodies > 1 mm.
Protection against contact with tools, wires etc. |
| 5 | Protection against internal dust deposits.
Protection against contact with the hand. |
| 6 | Protection against the ingress of dust.
Complete protection against contact. |

Number Scope of protection

- | Number | Scope of protection |
|--------|---|
| 0 | No protection against water |
| 1 | Protection against vertically falling water drops |
| 2 | Protection against dripping water when tilted |
| 3 | Protection against spraying water |
| 4 | Protection against splashing water |
| 5 | Protection against water jets |
| 6 | Protection against powerful water jets |
| 7 | Protection against temporary immersion
(water-tight) |
| 8 | Protection against continuous immersion
(water-pressure-tight) |

The most common IP protection classes:

IP20: Protected against contact and foreign bodies

IP44: Protected against foreign bodies and splash water

IP54: Protected against dust and splash water

IP65: Dust-tight and protected against water jets

IP67: Dust-tight and water-tight


IP68: Dust-tight and water-pressure-tight





Meaning of the cable designation (cable quality)

The cable quality can be determined from the exact **cable designation**. The following list provides details regarding the individual components and contains all available variants.



H07RN-F 3G1.5

Cable type

H = Harmonised cable
A = Nationally approved cable

Rated voltage V

03 = 300/300 V
05 = 300/500 V
07 = 450/750 V

Conductor insulation

V = PVC plastic
R = Natural or synthetic rubber
S = Silicone rubber
B = Synthetic rubber

Outer sheath

V = PVC
R = Natural or synthetic rubber
N = Neoprene rubber
J = Fibreglass braid
T = Textile braid
Q = Polyurethane

Conductor type

U = Round, single-wire
R = Round, multi-wire
K = Fine wire for fixed installations
F = Fine wire for movable cables
H = Extra fine wire for movable cables
Y = Ethernet cable

Conductor count

Earth conductor

G = With green-yellow wire
X = Without green-yellow wire

Conductor cross-section in mm²



Cable labelling service

Customised cables for the construction site

Do you want your **cable reels or extensions** to advertise your company when being used on the construction site?

With our cable labelling service, they can do just that.

We can print the cables for your required products to meet your exact specifications. Whether you want to print the cables with your **company name, address or website** – this all increases the advertising impact on the construction site, which could potentially help you to secure new orders. Printing the cables for construction site use also has the benefit of acting as a **theft deterrent** and therefore protecting your property. It also helps to prevent **confusing** the property of different companies on the construction **site**.

Take advantage of our cable printing service now.

Here's how it works:

Select the products from the as - Schwabe range that you would like us to label for you. The **minimum purchase amount** is **100 m cable length**, made up of a combination of any lengths and cable types, e.g.:

- Two cable reels each containing 50 m of different cables or
- Ten extensions of different cable types, each 10 m in length



The following cable types can be printed in **sizes up to 5G6**:

H05RR-F

H07RN-F

H07BQ-F

N07V3V3-F

With red, yellow and orange cables, black ink is used for printing. With black cables, the printing colour is silver-grey. The inks we use have a high mechanical durability and are largely abrasion-resistant. We deliver your printed cables just a few days following printing approval.

**Very short
delivery times!**

Order your customised cable printing now
Art no. 61000 (per metre)

Black cables with silver-grey printing ink



Orange, red or yellow cables with black printing ink





Your partner in all things sales



Working together to make the most of your retail space

If you put your trust in as-Schwabe products, we will work with you to create a product range that is perfectly suited to your **customer base**. The **shelving** is tailored to match both the product selection and your **retail space**. Our sales team are on hand to assist you at any time and will support you with the market launch.

Any questions? Just get in touch.


Our sales representatives will be happy to advise you about our comprehensive range of products and services.

as-Schwabe information material

We offer a wealth of information material regarding the products and services in our portfolio, as well as promotional measures to be used in your retail spaces. Our service package is rounded off by **promotional materials, flyers and campaigns** created especially for you.

Do you want to create your own promotional materials with as-Schwabe products? We will happily help you to do this.

Just get in touch.





as
Schwabe
TECHNOLOGIE

Find out more
from page 14.





Cable reels for construction sites **10-18**

Cable reels for outdoor use **19-22**

Cable reels for indoor use **23-24**

Cable boxes **25**

Automatic rewinding reels **26-27**

Mammut cable reels **28-31**

Empty reels **32-34**

Spare parts **35**

Cable reels

Xperts cable reels

An overview of all details





Xperts cable reels

The **Xperts** series is characterised by its **specially developed X frame**. The combination of functional design and high-quality materials is what really makes this innovation special. The results are extremely robust, stable and weather-resistant cable reels. With **Xperts** cable reels, working on a construction site is simply more convenient. Why not give it a try?

- ✓ **Rust-proof and non-corrosive** frame made from precision steel tubing
- ✓ **Light weight** thanks to the combination of single and double-tube frame
- ✓ Glass-fibre-reinforced components with **very high shatter resistance**
- ✓ Specially developed X-shaped rear housing for **high levels of elongation at break and elastic energy absorption**
- ✓ The curved frame provides very **effective impact absorption** and maximum **vibration reduction**
- ✓ **Very good stability** even on uneven surfaces thanks to the enlarged contact area of the foot rails
- ✓ Carry handle and star-grip brake have been optimised for **use with gloves**
- ✓ **All-weather-resistant:** Can also be used at temperatures down to -25°C
- ✓ Manufacturing process in accordance with **Environmental Management ISO 14001**

NEW MODELS

- ✓ With socket insert with integrated **USB socket** suitable for charging cell phones
- ✓ **Integrated voltage indicator** in the socket insert: if the red LED lights up, the cable is live



Thermoplastic cable reels



Technical data

- Reel body made from robust, shatterproof special plastic
- With stable, shock-absorbing and galvanised single-foot frame with parking brake
- Frame with ergonomically shaped handle and cable guide
- With built-in thermal circuit breaker
- Tested in accordance with EN 61242, DIN VDE 0620-2-1, DIN EN 50525-2, IEC 60309
- **IP44:** protected against foreign bodies and splash-proof



Construction site cable reels

IP44

Display Model



- With safety plug
- With 3 shock-proof socket outlets, splash-proof
- 230 V, 16 A, max. 3,500 W

Heavy-duty rubber power cable

RN

Version	Ø mm	PU	EAN	Art. no.
40 m H07RN-F 3G1,5	260	1	4011160111082	11108
40 m H07RN-F 3G1.5 as promotional pallet	260	48	4011160111082	SP11108

Cable box for outdoor use

IP44



- Housing made from special plastic with rotating hand crank
- With safety plug
- With 4 shock-proof socket outlets with increased touch protection and flap lids
- 230 V, 16 A, max. 3,000 W

Heavy-duty rubber power cable

RN

Version	PU	EAN	Art. no.
15 m H07RN-F 3G1,5	1	4011160161513	16151

Construction site cable reels

IP44



- With safety plug
- With 3 shock-proof socket outlets, splash-proof
- 230 V, 16 A, max. 3,500 W

Heavy-duty rubber power cable

RN

Version	Ø mm	PU	EAN	Art. no.
25 m H07RN-F 3G1,5	230	1/100	4011160101281	10128
40 m H07RN-F 3G1,5	285	1/64	4011160101298	10129
50 m H07RN-F 3G1,5	320	1/48	4011160201257	20125
25 m H07RN-F 3G2.5	285	1/64	4011160101328	10132
33 m H07RN-F 3G2.5	285	1/64	4011160101335	10133
40 m H07RN-F 3G2.5	320	1/48	4011160201240	20124

CEE construction site cable reels

IP44



- With CEE plug 400 V, 16 A, 5-pole
- With 2 shock-proof socket outlets 230 V, splash-proof and 1 CEE socket 400 V, 16 A, 5-pole
- CEE 400 V, 16 A, 5-pole, max. 10,000 W

Heavy-duty rubber power cable

RN

Version	Ø mm	PU	EAN	Art. no.
25 m H07RN-F 5G1,5	285	1/60	4011160101557	10155
20 m H07RN-F 5G2.5	285	1/60	4011160101588	10158

Xperts Thermoplastic cable reels



Technical data

- Reel body made from robust, shatterproof special plastic
- With stable, shock-absorbing X double-tube frame with star-grip brake
- Frame with ergonomic non-slip 2-component handle and cable guide
- With built-in thermal circuit breaker
- Tested in accordance with EN 61242, DIN VDE 0620-2-1, DIN EN 50525-2, IEC 60309



Xperts Thermoplastic cable reels

IP44



- With safety plug
- With 3 shock-proof socket outlets, splash-proof
- With integrated voltage indicator
- 230 V, 16 A, max. 3,500 W

Heavy-duty rubber power cable

RN

Version	Ø mm	PU	EAN	Art. no.
25 m H07RN-F 3G1,5	285	1/48	4011160226281	22628
40 m H07RN-F 3G1,5	285	1/48	4011160226298	22629
50 m H07RN-F 3G1,5	320	1/48	4011160236259	23625
33 m H07RN-F 3G2.5	285	1/48	4011160226236	22623
40 m H07RN-F 3G2.5	320	1/48	4011160236242	23624

With heavy-duty polyurethane power cable

BQ

Version	Ø mm	PU	EAN	Art. no.
40 m H07BQ-F 3G1,5	285	1/48	4011160236235	23623
50 m H07BQ-F 3G1,5	320	1/48	4011160236457	23645
40 m H07BQ-F 3G2.5	320	1/48	4011160236440	23644

Xperts CEE thermoplastic cable reels

IP44



- With CEE plug 400 V, 16 A, 5-pole
- With 2 shock-proof socket outlets 230 V, splash-proof and 1 CEE socket 400 V, 16 A, 5-pole
- CEE 400 V, 16 A, 5-pole, max. 10,000 W

Heavy-duty rubber power cable

RN

Version	Ø mm	PU	EAN	Art. no.
25 m H07RN-F 5G1,5	285	1/40	4011160226557	22655
40 m H07RN-F 5G1,5	320	1/40	4011160236549	23654
20 m H07RN-F 5G2.5	285	1/40	4011160226588	22658
30 m H07RN-F 5G2.5	320	1/40	4011160236532	23653

With heavy-duty polyurethane power cable

BQ

Version	Ø mm	PU	EAN	Art. no.
40 m H07BQ-F 5G1,5	320	1/40	4011160236648	23664
25 m H07BQ-F 5G2.5	320	1/40	4011160236686	23668
30 m H07BQ-F 5G2.5	320	1/40	4011160236631	23663

IronCoat metal cable reels

Technical data


- Reel body made from hot-dip-galvanised steel plate with patented protective insulation
- With ergonomic non-slip 2-component handle and cable guide
- With built-in thermal circuit breaker
- Tested in accordance with EN 61242, DIN VDE 0620-2-1, DIN EN 50525-2, IEC 60309
- **IP44:** protected against foreign bodies and splash-proof



IronCoat Xperts metal cable reels 230 V

IP44



- With stable, shock-absorbing **X** double-tube frame with star-grip brake
- With safety plug
- With 3 shock-proof socket outlets, splash-proof  and USB sockets 5 V / 1 A
- With integrated voltage indicator
- 230 V, 16 A, max. 3,500 W



Heavy-duty rubber power cable

RN

Version	Ø mm	PU	EAN	Art. no.
40 m H07RN-F 3G1,5	285	1/48	4011160227295	22729
50 m H07RN-F 3G1,5	320	1/48	4011160233210	23321
25 m H07RN-F 3G2.5	285	1/48	4011160227257	22725
33 m H07RN-F 3G2.5	285	1/48	4011160227233	22723
40 m H07RN-F 3G2.5	320	1/48	4011160233203	23320

With heavy-duty polyurethane power cable


BQ

Version	Ø mm	PU	EAN	Art. no.
40 m H07BQ-F 3G1,5	285	1/48	4011160233289	23328
50 m H07BQ-F 3G1,5	320	1/48	4011160236464	23646
40 m H07BQ-F 3G2.5	320	1/48	4011160236419	23641

IronCoat Xperts CEE metal cable reel 400 V

IP44



- With stable, shock-absorbing **X** double-tube frame with star-grip brake
- With CEE plug 400 V, 16 A, 5-pole
- With 2 shock-proof socket outlets 230 V, splash-proof  and 1 CEE socket 400 V, 16 A, 5-pole
- CEE 400 V, 16 A, 5-pole, max. 10,000 W

Heavy-duty rubber power cable

RN

Version	Ø mm	PU	EAN	Art. no.
25 m H07RN-F 5G2.5	320	1/40	4011160239991	23999

With heavy-duty polyurethane power cable

BQ

Version	Ø mm	PU	EAN	Art. no.
40 m H07BQ-F 5G1,5	320	1/40	4011160239946	23994
25 m H07BQ-F 5G2.5	320	1/40	4011160239984	23998
30 m H07BQ-F 5G2.5	320	1/40	4011160239939	23993

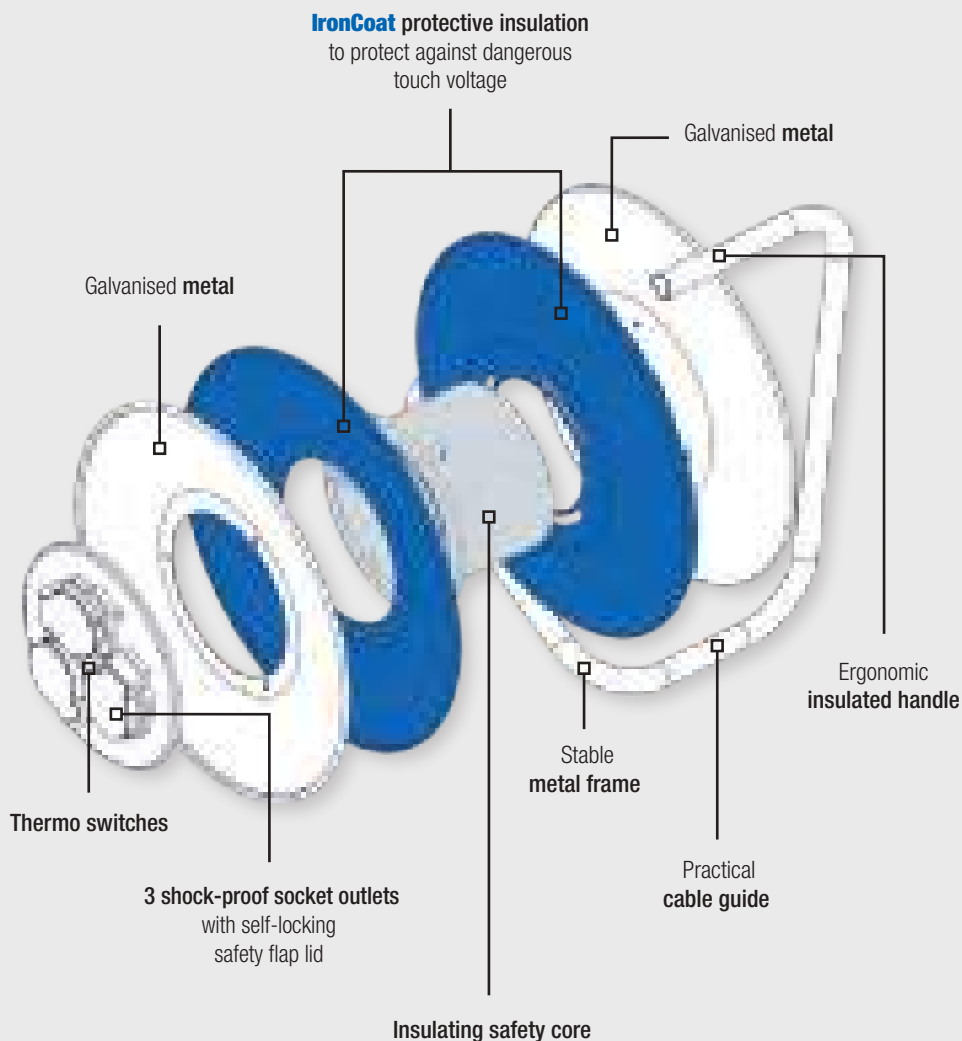


IronCoat metal cable reels

What makes them so special?

IronCoat metal cable reels combine the benefits of a classic steel plate cable reel with improved protection against dangerous touch voltage. The special patented protective insulation on the side parts provides protection against electric shock caused by defective wiring harnesses when the cable is rolled out. This means that no current can be supplied to large touchable parts of the cable reel from the inside, which in turn helps to ensure protection against serious risks to health.

IronCoat metal cable reels have been tested by the **DGUV** (Deutsche Gesetzliche Unfallversicherung - German Social Accident Insurance) and meet the requirements stipulated by GS-ET 35 / BGI 608. This means that they are ideally suited **to professional use on construction and assembly sites.**



IronCoat metal cable reels

IP44



- With shock-absorbing, stable and galvanised single-foot frame with parking brake
- With safety plug
- With 3 shock-proof socket outlets, splash-proof
- 230 V, 16 A, max. 3,500 W

Heavy-duty rubber power cable

Version	Ø mm	PU	EAN	Art. no.
25 m H07RN-F 3G1,5	285	1/64	4011160103131	10313
40 m H07RN-F 3G1,5	285	1/64	4011160103148	10314
25 m H07RN-F 3G2.5	285	1/64	4011160103254	10325
33 m H07RN-F 3G2.5	285	1/64	4011160103339	10333



Solid rubber armoured cable reels

Solid rubber armoured cable reels are extremely durable thanks to the special vulcanised hard rubber, making them the ideal choice for the extreme stresses that are present in professional construction site environments. Specially produced series of our reels are even used by the Federal Office for Procurement, and therefore by the German Armed Forces and the German Ministry of Defence.



Solid rubber armoured cable reels



Technical data

- Reel bodies made from extremely durable vulcanised hard rubber material
- Impact-resistant, resistant to oil, grease and petrol, very good insulating properties, unbreakable
- With extremely stable double-tube frame made from 22-mm-thick steel tubing with parking brake
- 2 large crank handles, one of which rotates for easy winding in
- Frame with ergonomic non-slip carry handle and cable guide
- With built-in thermal circuit breaker
- With phase monitoring display
- Cable with polyurethane outer sheath for maximum mechanical stress, extremely weather-resistant, highly flexible, tear-resistant, cut-resistant and abrasion-resistant, in orange safety colour
- Tested in accordance with EN 61242, DIN VDE 0620-2-1, DIN EN 50525-2, IEC 60309
- **IP54**: protected against dust and splash-proof

Solid rubber armoured cable reels

IP54



- With SCHUKO Ultra Pro shock-proof plug 230 V
- With 4 shock-proof socket outlets, splash-proof
- 230 V, 16 A, max. 3,500 W

With heavy-duty polyurethane power cable

BQ

With safety plug	Ø mm	PU	EAN	Art. no.
50 m H07BQ-F 3G1,5	290	1/24	4011160207426	20742
40 m H07BQ-F 3G2.5	290	1/24	4011160207433	20743



- With CEE plug 400 V, 16 A, 5-pole
- With 2 shock-proof socket outlets 230 V, splash-proof and 1 CEE socket 400 V, 16 A, 5-pole
- CEE 400 V, 16 A, 5-pole, max. 10,000 W

With heavy-duty polyurethane power cable

BQ

With CEE plug	Ø mm	PU	EAN	Art. no.
40 m H07BQ-F 5G1,5	290	1/24	4011160207525	20752
30 m H07BQ-F 5G2.5	290	1/24	4011160207532	20753



Extension reels

What makes them so special?

Extension reels make it possible to work with electrical tools in places where unhindered movement is not possible, such as on roofs or scaffolding. Roll out the extension from the reel body and position the socket at the work location, e.g. on the scaffolding. Place the extension reel on a stable surface near the power supply and connect it to the mains power supply using the 1.5 m power cord. Tools can then be conveniently plugged into the socket you have placed on the scaffolding, allowing you to use the entire cable length without having to move the cable reel.

Extension reels

Technical data

- Reel body made from robust, shatter-proof special plastic with cable reel
- With stable, shock-absorbing **X** double-tube frame with star-grip brake
- Frame with ergonomic non-slip 2-component handle and cable guide
- With built-in thermal circuit breaker
- Tested in accordance with EN 61242, DIN VDE 0620-2-1, DIN EN 50525-2



Xperts extension reels

IP44



- Perfect for roofing and scaffolding work
- Solid rubber 3-way connector for shock-proof plugs with 360° rotating safety flap lids
- With 1.5 m power cord with shock-proof plug
- Cable in red safety colour
- **IP44**: protected against foreign bodies and splash-proof
- 230 V, 16 A, max. 3,500 W

Heavy-duty rubber power cable

RN

Version	Ø mm	PU	EAN	Art. no.
50 m H07RN-F 3G1,5	320	1/48	4011160232404	23240
40 m H07RN-F 3G2.5	320	1/48	4011160232411	23241



Garden extension reels

Technical data

- Reel body made from robust, shatter-proof special plastic with cable reel
- With stable, shock-absorbing and galvanised single-foot frame with parking brake
- Frame with ergonomically shaped handle and cable guide
- With built-in thermal circuit breaker
- Tested in accordance with EN 61242, DIN VDE 0620-2-1, DIN EN 50525-2



Garden extension reels



IP44



- Connector for shock-proof plugs with lockable safety cover
- With 1.5 m power cord with shock-proof plug
- Cable in red signal colour
- **IP44**: protected against foreign bodies and splash-proof
- 230 V, 16 A, max. 3,500 W

With rubber power cable

RR

Version	Ø mm	PU	EAN	Art. no.
25 m H05RR-F 3G1,5	230	1/100	4011160122361	12236
50 m H05RR-F 3G1,5	285	1/64	4011160122392	12239

Safety extension reels for indoor use



IP20



- Connector for shock-proof plug
- With 1.5 m power cord with shock-proof plug
- Cable in red signal colour
- **IP20**: indoor use
- 230 V, 16 A, max. 3,500 W

With PVC cable

VV

Version	Ø mm	PU	EAN	Art. no.
25 m H05VV-F 3G1,5	230	1/100	4011160123238	12323
50 m H05VV-F 3G1,5	285	1/64	4011160123252	12325

Technical data

- Reel body made from robust, shatterproof special plastic
- With stable, shock-absorbing **X** double-tube frame with star-grip brake
- Frame with ergonomic non-slip 2-component handle and cable guide
- With built-in thermal circuit breaker
- Tested in accordance with EN 61242, DIN VDE 0620-2-1, IEC 60309, ÖVE E8241-55
- **IP44**: protected against foreign bodies and splash-proof



Xperts thermoplastic cable reels 230 V

IP44



- With safety plug
- With 3 shock-proof socket outlets, splash-proof and USB sockets 5 V / 1 A
- With voltage indicator
- 230 V, 16 A, max. 3,500 W


With PVC cable

N07

Version	Ø mm	PU	EAN	Art. no.
40 m AT-N07V3V3-F 3G1,5	285	1/48	4011160226311	22631
40 m AT-N07V3V3-F 3G2.5	320	1/48	4011160236266	23626

NEW: XPERTS MODELS WITH ADDITIONAL FEATURES.

- ☒ With socket insert with integrated **USB socket** suitable for charging cell phones
- ☒ **Integrated voltage indicator** in the socket insert: if the red LED lights up the cable is live



Xperts CEE thermoplastic cable reels 400 V

IP44



- With CEE plug 400 V, 16 A, 5-pole
- With 2 shock-proof socket outlets 230 V, splash-proof and 1 CEE socket 400 V, 16 A, 5-pole
- CEE 400 V, 16 A, 5-pole, max. 10,000 W

With PVC cable

N07

Version	Ø mm	PU	EAN	Art. no.
25 m AT-N07V3V3-F 5G1,5	285	1/40	4011160221606	22160
20 m AT-N07V3V3-F 5G2.5	285	1/40	4011160221668	22166
25 m AT-N07V3V3-F 5G2.5	320	1/40	4011160221675	22167

Xperts metal cable reels



Technical data

- Reel body made from hot-dip galvanised steel plate
- With stable, shock-absorbing **X** double-tube frame with star-grip brake
- Frame with ergonomic non-slip 2-component handle and cable guide
- With built-in thermal circuit breaker
- Tested in accordance with EN 61242, DIN VDE 0620-2-1, IEC 60309, ÖVE E8241-55
- **IP44**: protected against foreign bodies and splash-proof



Xperts metal cable reels 230 V

IP44



- With stable, shock-absorbing **X** double-tube frame with star-grip brake
- With safety plug
- With 3 shock-proof socket outlets, splash-proof and USB sockets 5 V / 1 A
- With voltage indicator
- 230 V, 16 A, max. 3,500 W

With PVC cable

N07

Version	Ø mm	PU	EAN	Art. no.
40 m AT-N07V3V3-F 3G1,5	285	1/48	4011160227318	22731
50 m AT-N07V3V3-F 3G1,5	320	1/48	4011160227332	22733
33 m AT-N07V3V3-F 3G2,5	285	1/48	4011160227325	22732

Xperts CEE metal cable reel 400 V

IP44



- With stable, shock-absorbing **X** double-tube frame with star-grip brake
- With CEE phase inverter 400 V, 16 A, 5-pole
- With 2 shock-proof socket outlets 230 V, splash-proof and 1 CEE socket 400 V, 16 A, 5-pole
- CEE 400 V, 16 A, 5-pole, max. 10,000 W

With PVC cable

N07

Version	Ø mm	PU	EAN	Art. no.
25 m AT-N07V3V3-F 5G2,5	320	1/40	4011160239922	23992



PVC cable AT-N07V3V3-F

The outer sheath and individual conductors of the AT-N07V3V3-F cables are made of cold-resistant polyvinyl chloride (PVC) and are approved for **temperature ranges of -35°C to +70°C**. They are resistant to **acid and oil, weather-proof, abrasion-resistant and highly flexible**. Suitable for connecting operating materials on construction sites, in **dry and damp rooms**, as well as outdoors and in potentially explosive atmospheres.

Cable reels for craftsmen



Technical data

- Tested in accordance with EN 61242, DIN VDE 0620-2-1, DIN EN 50525-2, ÖVE E8241-55
- **IP44:** protected against foreign bodies and splash-proof

Thermoplastic cable reels

IP44



- Reel body made from robust, shatterproof special plastic
- With stable, shock-absorbing and galvanised single-foot frame with parking brake
- Frame with ergonomically shaped handle and patented cable guide
- With built-in thermal circuit breaker
- With safety plug
- With 3 shock-proof socket outlets, splash-proof 
- 230 V, 16 A, max. 3,500 W

With rubber power cable

RR

Version	Ø mm	PU	EAN	Art. no.
25 m H05RR-F 3G1,5	230	1/100	4011160101168	10116
50 m H05RR-F 3G1,5	285	1/64	4011160101359	10135
40 m H05RR-F 3G2,5	285	1/80	4011160151439	15143

With PVC cable


N07

Version	Ø mm	PU	EAN	Art. no.
25 m AT-N07V3V3-F 3G1,5	230	1/64	4011160101366	10136
40 m AT-N07V3V3-F 3G1,5	285	1/64	4011160101373	10137
33 m AT-N07V3V3-F 3G2,5	285	1/64	4011160101397	10139

Metal cable reels

IP44



- Reel body made from hot-dip galvanised steel plate
- With stable, shock-absorbing and galvanised single-foot frame with parking brake
- Frame with ergonomically shaped handle and patented cable guide
- With built-in thermal circuit breaker
- With safety plug
- With 3 shock-proof socket outlets, splash-proof 
- 230 V, 16 A, max. 3,500 W

With rubber power cable

RR

Version	Ø mm	PU	EAN	Art. no.
25 m H05RR-F 3G1,5	285	1/64	4011160103179	10317
50 m H05RR-F 3G1,5	285	1/64	4011160103162	10316

With PVC cable

N07

Version	Ø mm	PU	EAN	Art. no.
25 m AT-N07V3V3-F 3G1,5	285	1/64	4011160103438	10343
40 m AT-N07V3V3-F 3G1,5	285	1/64	4011160103445	10344
50 m AT-N07V3V3-F 3G1,5	320	1/64	4011160103421	10342
33 m AT-N07V3V3-F 3G2,5	285	1/64	4011160103476	10347

Cable reels for craftsmen



Technical data

- With stable, shock-absorbing and galvanised single-foot frame with parking brake
- Frame with ergonomically shaped handle and cable guide
- With built-in thermal circuit breaker
- Tested in accordance with EN 61242, DIN VDE 0620-2-1, IEC 60309, DIN EN 50525-2
- **IP20**: indoor use

Thermoplastic cable reels

IP20



- Reel body made from robust, shatterproof special plastic
- With safety plug
- With 4 shock-proof socket outlets with self-locking protective caps
- 230 V, 16 A, max. 3,500 W

With PVC cable

VV

Version	Ø mm	PU	EAN	Art. no.
25 m H05VV-F 3G1,5	230	1/100	4011160101182	10118
50 m H05VV-F 3G1,5	285	1/64	4011160101199	10119
50 m H05VV-F 3G2,5	320	1/48	4011160102233	10223

With rubber power cable

RR

Version	Ø mm	PU	EAN	Art. no.
25 m H05RR-F 3G1,5	230	1/100	4011160102110	10211
50 m H05RR-F 3G1,5	285	1/64	4011160102127	10212

Metal cable reels

IP20



- Reel body made from hot-dip galvanised steel plate
- With safety plug
- With 4 shock-proof socket outlets with self-locking protective caps
- 230 V, 16 A, max. 3,500 W

With PVC cable

VV

Version	Ø mm	PU	EAN	Art. no.
25 m H05VV-F 3G1,5	285	1/100	4011160104145	10414
50 m H05VV-F 3G1,5	285	1/64	4011160103193	10319

With rubber power cable


RR

Version	Ø mm	PU	EAN	Art. no.
25 m H05RR-F 3G1,5	285	1/100	4011160104114	10411
50 m H05RR-F 3G1,5	285	1/64	4011160104121	10412

CEE cable reel

IP20



- With CEE plug 400 V, 16 A, 5-pole
- With 2 shock-proof socket outlets 230 V, splash-proof  and 1 CEE socket 400 V, 16 A, 5-pole
- CEE 400 V, 16 A, 5-pole, max. 10,000 W

With PVC cable

VV

Version	Ø mm	PU	EAN	Art. no.
20 m H05VV-F 5G1,5	230	1/60	4011160101458	10145

Cable reels for craftsmen



Technical data

- Reel body made from robust, shatterproof special plastic
- With stable, shock-absorbing and galvanised foot frame
- With built-in thermal circuit breaker
- Tested in accordance with EN 61242, DIN VDE 0620-2-1, DIN EN 50525-2
- **IP20**: indoor use



Display cable reels

IP20

Display Model



- With safety plug
- With 4 shock-proof socket outlets and USB socket 5 V / 1 A
- 230 V, 16 A, max. 3,500 W

With PVC cable

Version		Ø mm	PU	EAN	Art. no.
25 m H05VV-F 3G1,5		230	1	4011160111549	11154
25 m H05VV-F 3G1,5	as promotional pallet	230	60	4059948006496	SP11154
50 m H05VV-F 3G1,5		285	1	4011160111518	11151
50 m H05VV-F 3G1,5	as promotional pallet	285	48	4059948006489	SP11151

VV

Promotional pallet for special retail spaces!



Cable boxes



Technical data

- Cable box made from sturdy, impact-resistant plastic with a modern design
- With practical handle
- Thermo switch included
- For easy winding in and out
- Tested in accordance with: EN 61242, DIN VDE 0620-2-1, DIN EN 50525-2
- **IP20**: indoor use



- With shock-proof angle plug and 4 shock-proof socket outlets with increased touch protection
- 230 V, 16 A, max. 3,500 W

With PVC cable

vv

Version	Colour	PU	EAN	Art. no.
10 m H05VV-F 3G1,5	Black/grey	1	4011160160868	16086
10 m H05VV-F 3G1,5	Black/blue	1	4011160160943	16094



- With shock-proof angle plug and 4 shock-proof socket outlets with increased touch protection
- 230 V, 16 A, max. 3,500 W

With PVC cable

vv

Version	Colour	PU	EAN	Art. no.
15 m H05VV-F 3G1,5	Black/blue	5	4011160160950	16095



- With built-in cable guide for convenient winding in and out
- Rotating hand crank suitable for right or left-handed use
- With shock-proof plug and 4 shock-proof socket outlets with increased touch protection
- 230 V, 16 A, max. 3,500 W

With PVC cable

vv

Version	Colour	PU	EAN	Art. no.
10 m H05VV-F 3G1,5	Black/blue	1/144	4011160164101	16410
15 m H05VV-F 3G1,5	Black/blue	1/144	4011160164156	16415

Automatic cable winder



Technical data

- Reel body made from robust, shatter-proof special plastic: extremely sturdy design
- Can be swivelled 180° on the wall attachment
- With handle for easy carrying
- No more tiresome winding in of the cable. Simply pull gently on the cable and the automatic rewinding mechanism will wind the entire cable into the cable winder housing.
- The fixed locking mechanism on the cable ensures that the shock-proof connector cannot be pulled into the housing when the cable is being wound in.
- With built-in thermal circuit breaker
- Includes heavy-duty dowel/screws for wall attachment



“EASY TO GO” Simply detach the cable winder from the wall attachment to use on the go.



180° swivelling to the left and right

Automatic cable winder for outdoor use



IP44



- With shock-proof plug and shock-proof connector with protective cap
- Can be swivelled 180° on the wall attachment and with “EASY TO GO” function
- **IP44:** suitable for use in the workshop
- 230 V, 16 A, max. 2000 W

Heavy-duty rubber power cable

RN

With safety plug	Colour	PU	EAN	Art. no.
10 m distribution cable and 1.5 m plug supply line H07RN-F 3G1.5	Grey	1	4011160126468	12646
18 m distribution cable and 2 m plug supply line H07RN-F 3G1.5	Grey	1	4011160126475	12647

Automatic cable winder for indoor use



IP20



- With shock-proof angle plug and shock-proof connector
- Can be swivelled 180° on the wall attachment and with “EASY TO GO” function
- **IP20:** suitable for indoor use
- 230 V, 16 A, max. 2000 W

With PVC cable

VV

With shock-proof angle plug	Colour	PU	EAN	Art. no.
15 m distribution cable and 1.5 m plug supply line H05VV-F 3G1.5	Grey	1	4011160126116	12611
20 m distribution cable and 2 m plug supply line H05VV-F 3G1.5	Grey	1	4011160126451	12645

Automatic CEE cable winder



Automatic CEE cable winder for outdoor use

IP44



- Reel body made from shatter-proof special plastic: extremely sturdy design
- With convenient swivelling wall attachment
- No more tiresome winding in of the cable. Simply pull gently on the cable and the automatic rewinding mechanism will wind the entire cable into the winder housing.
- The fixed locking mechanism on the cable ensures that the connector cannot be pulled into the housing when the cable is being wound in.
- With built-in thermal circuit breaker
- Includes heavy-duty dowel/screws for wall attachment
- With CEE plug and CEE connector (400 V, 16 A, 5-pole)
- Can be swivelled 180° on the wall attachment
- **IP44**: suitable for use in the workshop
- 400 V, 16 A, 5-pole, max. 10 kW

Heavy-duty rubber power cable

RN

With CEE plug	Colour	PU	EAN	Art. no.
10 m distribution cable and 1 m plug supply line H07RN-F 5G1.5 / max 7 kW	Grey	1	4011160126482	12648
15 m distribution cable and 1 m plug supply line H07RN-F 5G2.5 / max. 10 kW	Grey	1	4011160126499	12649

**Tidied away yet always
to hand on the wall!**



180° swivelling
to the left and right

You can find the right versions for any application on the following pages.



An overview of all details



Phase monitoring lights



Impact-resistant inspection window IP65



Extra-large foldable winding handle



Trolley with robust brake with locking mechanism



Trolley handle frame with solid folding mechanism



Reel body in direction of travel

Mammut cable reels

What makes them so special?

The extra-large **Mammut** cable reels are the perfect accessory on any construction site. Fitted with up to 80 metres of heavy-duty rubber power cable, they can easily span large distances. The practical trolley means that winding out the cable is super-simple too.

Mammut reels are available in multiple variants with various inputs and outputs. The installed circuit breakers guarantee the necessary safety when working. We guarantee "Made in Germany" quality and the easy procurement of spare parts.

- ✓ **Extremely robust** reel body made from TARMA-Plast rigid plastic
- ✓ Foldable plastic-coated **trolley made from hardened steel in red safety colour**
- ✓ Two large **ergonomic handles** for simple lifting
- ✓ **Foldable handle frame** for easy movement even on uneven surfaces
- ✓ **Stable wheels:** suitable for difficult construction site terrain
- ✓ **Safe and easy** reel unwinding thanks to the reel body being positioned in the direction of travel
- ✓ Large foldable winding handle for **convenient rewinding**
- ✓ **Robust brake** with locking mechanism for secure transportation
- ✓ High-quality **VDE-tested** attachment parts
- ✓ Visual **overheating display and function display** for the power supply
- ✓ **IP44:** perfect for use in harsh construction site environments

Permitted for use on construction
and assembly sites!





The mobile folding frame makes working on the construction site really easy.

Mammut cable reels 460

Technical data

- Reel body made from extremely robust TARMA-Plast rigid plastic
- Plastic-coated frame with robust parking brake
- Carry/foot frame with ergonomic handles with optional folding mechanism
- Visual overheating display and function display for the power supply
- Tested in accordance with DIN VDE 0620, IEC 60309, DIN EN 50525-2
- **IP44**: protected against foreign bodies and splash-proof



Input 16 A, max. 3.5 kW



Shock-proof plug 230 V, 16 A
with 80 m H07RN-F 3G2.5
Heavy-duty rubber power cable

Output

6x shock-proof socket outlets 230 V, 16 A




Protection

1x thermo switch, 1-pole



Carry/foot frame

EAN 4011160261008
Art. no. 26100



Folding trolley

EAN 4011160262005
Art. no. 26200

Input 16 A, max. 3.5 kW



CEE plug 230 V, 16 A, 3-pole
with 80 m H07RN-F 3G2.5
Heavy-duty rubber power cable

Output

3x shock-proof socket outlets 230 V, 16 A
3x CEE sockets 230 V, 16 A, 3-pole



Protection

1x RCD circuit breaker 25 A, 2-pole, 30 mA
4x circuit breaker B 10 A, 1-pole



Carry/foot frame

EAN 4011160261046
Art. no. 26104



Folding trolley

EAN 4011160262043
Art. no. 26204

Mammut cable reels 460

Input 16 A, max. 11 kW



CEE plug 400 V, 16 A, 5-pole
with 40 m H07RN-F 5G2.5
Heavy-duty rubber power cable

Output

3x shock-proof socket outlets 230 V, 16 A
1x CEE socket 230 V, 16 A, 3-pole
3x CEE sockets 400 V, 16 A, 5-pole



Protection

1x thermo switch, 3-pole



Carry/foot frame

EAN 4011160261015

Art. no. 26101



Folding trolley

EAN 4011160262012

Art. no. 26201

Input 32 A, max. 22 kW



CEE plug 400 V, 32 A, 5-pole
with 30 m H07RN-F 5G4
Heavy-duty rubber power cable

Output

3x shock-proof socket outlets 230 V, 16 A
1x CEE socket 400 V, 16 A, 5-pole
1x CEE socket 400 V, 32 A, 5-pole



Protection

1x RCD circuit breaker 40 A, 4-pole, 30 mA
1x circuit breaker C 16 A, 1-pole
1x circuit breaker C 16 A, 3-pole



Carry/foot frame

EAN 4011160261022

Art. no. 26102



Folding trolley

EAN 4011160262029

Art. no. 26202

Input 32 A, max. 22 kW



CEE plug 400 V, 32 A, 5-pole
with 40 m H07RN-F 5G6
Heavy-duty rubber power cable

Output

3x shock-proof socket outlets 230 V, 16 A
1x CEE socket 400 V, 16 A, 5-pole
2x CEE sockets 400 V, 32 A, 5-pole



Protection


1x RCD circuit breaker 40 A, 4-pole, 30 mA
1x circuit breaker C 16 A, 1-pole
1x circuit breaker C 16 A, 3-pole



Carry/foot frame

EAN 4011160261039

Art. no. 26103



Folding trolley

EAN 4011160262036

Art. no. 26203

Input 32 A, max. 22 kW



CEE plug 400 V, 32 A, 5-pole
with 30 m H07RN-F 5G6
Heavy-duty rubber power cable

Output

3x shock-proof socket outlets 230 V, 16 A
2x CEE sockets 400 V, 16 A, 5-pole
1x CEE socket 400 V, 32 A, 5-pole



Protection


1x RCD circuit breaker 40 A, 4-pole, 30 mA
1x circuit breaker C 16 A, 1-pole
1x circuit breaker C 16 A, 3-pole



Carry/foot frame

EAN 4011160261053

Art. no. 26105



Folding trolley

EAN 4011160262050

Art. no. 26205

Mammut empty reels

Mammut empty reels can be used with an extremely wide range of materials such as ropes, wires, water hoses, cables etc.

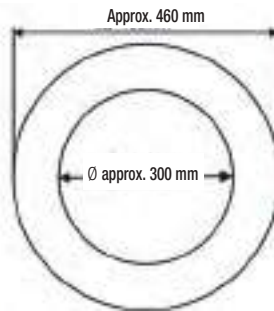
Please note: Always observe the legal regulations for maximum cable lengths!



Empty reel



Diameter of empty reel



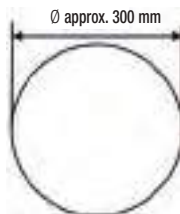
Depth of empty reel



Blind plate



Diameter of the blind plate



Thickness of the blind plate



This table indicates how many metres of cable can be wound onto the empty reel, depending on the cable cross-section.

Maximum cable lengths	
Ø mm²	Max. cable length
3G 1.5	120 m*
3G 2.5	100 m*
5G 1.5	100 m*
5G 2.5	80 m
5G 4	45 m
5G 6	40 m
*Observe the legal regulations!	

Mammut empty reel with carry frame



With blind plate

- Reel body made from extremely robust TARMA-Plast rigid plastic
- Carry/foot frame with ergonomic handle

Version	Ø mm	PU	EAN	Art. no.
Empty reel with blind plate for various cable lengths	460	1	4011160260001	26000

Mammut empty reel with folding trolley



With blind plate

- Reel body made from extremely robust TARMA-Plast rigid plastic
- Plastic-coated trolley with robust parking brake
- With two ergonomic handles and folding mechanism

Version	Ø mm	PU	EAN	Art. no.
Empty reel with blind plate for various cable lengths	460	1	4011160260209	26020

The universal reel is perfectly suited for the storage of:

- Wires
- Cords, ropes, lines
- All types of cables
- Electric fence strands
- And much, much more



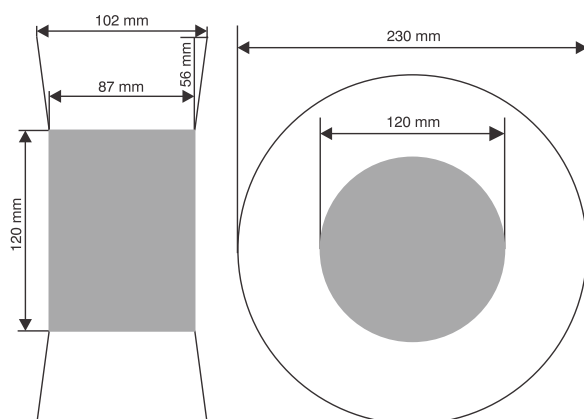
Universal reel



- Reel body made from robust, shatter-proof special plastic with cable reel
- With stable, shock-absorbing and galvanised foot frame with parking brake
- Frame with ergonomic handle

Version	Ø mm	PU	EAN	Art. no.
Empty reel	230	1/120	4011160121104	12110
Empty reel	285	1/80	4011160121210	12121

Dimensions of reel body art. no. 12110



Dimensions of reel body art. no. 12121

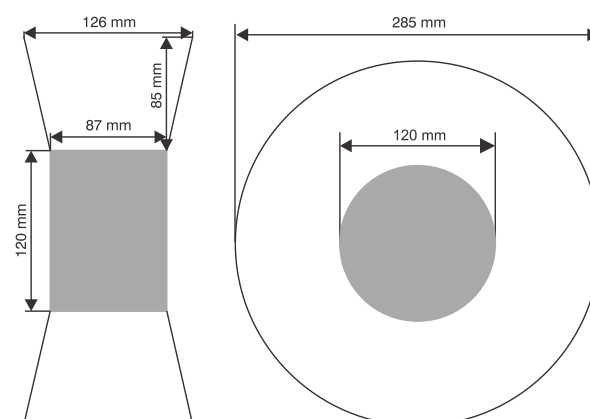




Fig.	Version		Protection class	Ø mm	Capacity	PU	EAN	Art. no.
1	IronCoat Xperts metal empty reel	3 shock-proof socket outlets, with USB, thermo switch, patented IronCoat protective insulation	IP44	285	For approx. 50 m cable	1	4011160227288	22728
2	Xperts plastic empty reels	3 shock-proof socket outlets, with USB, thermo switch	IP44	285	For approx. 40 m cable	1	4011160226205	22620
2	Xperts plastic empty reels	3 shock-proof socket outlets, with USB, thermo switch	IP44	320	For approx. 50 m cable	1	4011160236204	23620
3	Xperts CEE plastic empty reels	2 shock-proof socket outlets, 1 CEE socket 400 V, 16 A, 5-pole, thermo switch	IP44	285	For approx. 25 m cable	1	4011160226502	22650
3	Xperts CEE plastic empty reels	2 shock-proof socket outlets, 1 CEE socket 400 V, 16 A, 5-pole, thermo switch	IP44	320	For approx. 40 m cable	1	4011160236501	23650
4	IronCoat metal empty reel	3 shock-proof socket outlets, thermo switch	IP44	285	For approx. 50 m cable	1	4011160103155	10315
5	Plastic empty reels	3 shock-proof socket outlets, thermo switch	IP44	285	For approx. 40 m cable	1	4011160101205	10120
5	Plastic empty reels	3 shock-proof socket outlets, thermo switch	IP44	320	For approx. 50 m cable	1	4011160201202	20120
6	CEE thermoplastic empty reels	2 shock-proof socket outlets, 1 CEE socket 400 V, 16 A, 5-pole, thermo switch	IP44	285	For approx. 25 m cable	1	4011160101502	10150
7	Metal empty reels	4 shock-proof socket outlets, thermo switch	IP20	285	For approx. 50 m cable	1	4011160104084	10408
8	Plastic empty reels	4 shock-proof socket outlets, thermo switch	IP20	230	For approx. 25 m cable	1	4011160102059	10205
8	Plastic empty reels	4 shock-proof socket outlets, thermo switch	IP20	285	For approx. 50 m cable	1	4011160102080	10208
9	Camping equipment empty reels	Cable reel and plug storage space, thermo switch	IP44	285	For approx. 50 m cable	1	4011160122286	12228
10	Camping empty reels	2 shock-proof socket outlets, 1 CEE socket 230 V, 16 A, 3-pole, thermo switch	IP44	285	For approx. 50 m cable	1	4011160101793	10179

Capacity of empty reels for rubber cable H07RN-F

Cable cross-section mm ²	Cable length	Reel diameter
3G1.5	25 m	230 mm
3G1.5	40 m	285 mm
3G1.5	50 m	320 mm
3G2.5	25 m	285 mm
3G2.5	40 m	320 mm
5G1.5	25 m	285 mm
5G1.5	40 m	320 mm
5G2.5	20 m	285 mm
5G2.5	30 m	320 mm





Spare parts for cable reels



Socket inserts for cable reels




Fig.	Version	Protection class			PU	EAN	Art. no.
1	Socket insert, 4-way	IP20	No protective cover	With thermo switch	1	4011160105425	10542
2	Socket insert, 4-way with USB and voltage indicator	IP20	No protective cover	With thermo switch	1	4011160115417	11541
3	Socket insert, 4-way	IP20	With blue flap lids	With thermo switch	1	4011160115424	11542
4	Socket insert, 3-way	IP44	With red flap lids	With thermo switch	1	4011160105654	10565
5	Socket insert, 3-way	IP44	With blue flap lids	With thermo switch	1	4011160105661	10566
6	Socket insert, 3-way with USB and voltage indicator	IP44	With red flap lids	With thermo switch	1	4011160115844	11584
7	Socket insert, 3-way with USB and voltage indicator	IP44	With blue flap lids	With thermo switch	1	4011160115851	11585
8	CEE socket insert 400 V, 3-way	IP44	With red flap lids	With thermo switch	1	4011160109751	10975
9	CEE socket insert 230 V, 3-way	IP44	With blue flap lids	With thermo switch	1	4011160109768	10976

Thermo switches



- For installation in various cable reels
- 56°C +/- 3°C

Fig.	Version			PU	EAN	Art. no.
1	Thermo switch	230 V	1-pole	1	4011160109362	10936ET
2	Thermo switch	400 V	3-pole	1	4011160109607	10960ET



Easily and effectively protect yourself and your employees against electrical voltage with **PRCD-S personal protection!**

2



PRCD-S range	38-41
--------------	--------------

PRCD range	42-43
------------	--------------

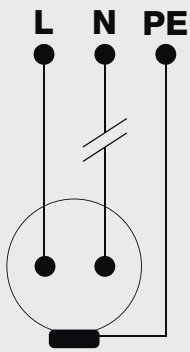
PRCD-K range	44-45
--------------	--------------

Series G for emergency generators	46-49
-----------------------------------	--------------

Personal protection range

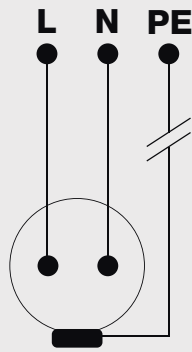


The following system errors have been detected:



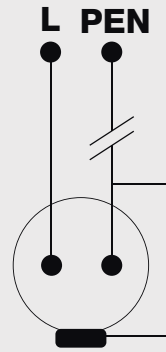
Breakage in N (or L) conductor

Does not switch on.
Full protection.



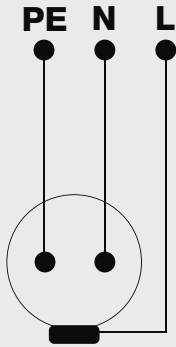
PE conductor breakage

Does not switch on.
Full protection.



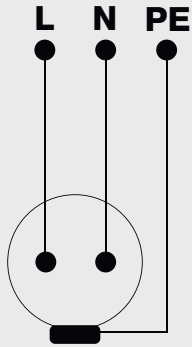
PEN conductor breakage

Does not switch on.
Full protection.



Wiring error

PE and L have been swapped.
Does not switch on.
Full protection.



Undervoltage

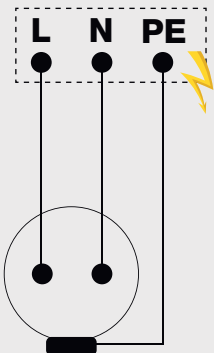
Does not switch on.
Open circuit in L, N and PE.
Full protection.



Art. no.
45305


A **PRCD-S** provides
simple and effective protection
against electrical voltage.

The following external errors have been detected:



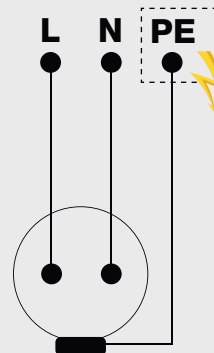
Residual current ≥ 30 mA

Open circuit in L, N and PE.
Full protection.



Voltage at PE on switch-on

Does not switch on.
Full protection.



**External voltage at PE,
e.g. as a result of drilling into a cable**

No open circuit in L, N and PE.
The RCD in the external circuit trips. Full protection.

What is a **PRCD-S** ?

A PRCD-S (**P**ortable **R**esidual **C**urrent **D**evice-**S**afety) is a portable residual current device with earth conductor detection or earth conductor monitoring. These devices are used to provide protection against electrical accidents and are connected between an electrical consumer (e.g. an electrical power tool) and a socket in the same way as an extension.

How does a PRCD-S work?

The power cord wiring is checked when an attempt is made to switch on the PRCD-S.

The PRCD-S can only be switched on if the wiring is in perfect condition.

The connected device can only be put into operation once the PRCD-S has been switched on. This function allows the PRCD-S to prevent accidents caused by faulty electrical installations such as a missing earth conductor. These types of errors are usually only detected through closer examination, making them particularly dangerous.

A PRCD-S only provides this protection if it is switched on **without wearing gloves**, i.e. if it comes into direct contact with the user's skin. This is because the switch-on process involves measuring the earth potential through the user's body.

While the electrical consumer is in operation, the PRCD-S takes on the function of a residual current circuit breaker and **protects the user** from dangerous electrical currents that can be caused by defective electrical operating materials.

The PRCD-S also has an **undervoltage release**. This prevents devices such as angle grinders from switching back on automatically as soon as power is available again after a power failure.



Why are these devices so strongly recommended?

The German institute for research into electrical accidents (Institut zur Erforschung elektrischer Unfälle - BG ETM) recorded over 3800 electrical accidents in 2018. Many of these could have been avoided by using a PRCD-S. In order to increase safety on construction sites in particular, the BG BAU (employer's liability insurance association for the construction industry) has drawn up an **accident prevention regulation** stating that:

“A company must ensure that the electrical systems and operating materials may only be operated in line with the electrotechnical regulations and that any detected defects must be rectified immediately. In the event of urgent danger, the defective operating materials must not be used.”

In order to comply with this regulation, make sure to always use cables with a built-in PRCD-S on the construction site. This ensures that companies and employees are safe, while also directly investing in health and safety and saving money over the long term.

DGUV Regulation 3
DGUV-I 203-006
DIN VDE 0661



PRCD-S range

Technical data

- Tested in accordance with DIN VDE 0661:1988-04
- **IP44**: protected against foreign bodies and splash-proof



PRCD-S Inline RCD

IP55



- Residual current is detected in a split second, and the supply of current interrupted. The PRCD-S therefore provides reliable protection against electric shock and has been approved by the employer's liability insurance association.
- PLEASE NOTE: The switch-on button on the PRCD-S must be actuated using a bare hand in order for the protective function to work. Do not use with gloves!
- Plastic housing with function display and trip test button
- Rated residual current: 30 mA
- Trigger time less than 30 ms
- **IP55**: protected against dust and jet water
- 230 V, 16 A, max. 3,500 W

Version	PU	EAN	Art. no.
PRCD-S for independent installation onto the power cord	1	4011160453052	45305

PRCD-S extensions

IP44



- 2x 1.5 m H07BQ-F 3G2,5 heavy-duty polyurethane power cable with shock-proof plug
- With PRCD-S inline RCD (article number 45305)
- 230 V, 16 A, max. 3,500 W

Heavy-duty polyurethane power cable

BQ

Fig.	Version	PU	EAN	Art. no.
1	Shock-proof connector with protective cap	1	4011160454585	45458
2	3-way solid rubber shock-proof connector with protective caps	1	4011160454608	45460

PRCD-S range

Technical data


- Tested in accordance with DIN VDE 0661:1988-04
- **IP44**: protected against foreign bodies and splash-proof



PRCD-S Xperts safety cable reel

IP44



- Reel body made from robust, shatterproof special plastic
- With stable, shock-absorbing **Xperts** double-tube frame with star-grip brake
- Frame with ergonomic non-slip 2-component handle and cable guide
- With built-in thermal circuit breaker
- With PRCD-S inline RCD (art. no. 45305)
- With 3 shock-proof socket outlets, splash-proof  and USB sockets 5 V / 1 A
- 230 V, 16 A, max. 3,500 W

With heavy-duty polyurethane power cable

BQ

Version	Ø mm	PU	EAN	Art. no.
40 m H07BQ-F 3G2.5	320	1/48	4011160238291	23829



PRCD-S power combination unit





IP44



- 2 m H07RN-F **5G2.5** Heavy-duty rubber power cable and CEE plug 400 V, 16 A
- Robust solid rubber housing
- Dimensions (L x W x H): 400 x 400 x 330 mm
- Weight: 7.9 kg
- Protective device:
 - 1x RCD 40 A, 30 mA, type A
 - 1x earth conductor monitoring module

Heavy-duty rubber power cable

RN

Input 16 A , approx. 11 kW	Output	EAN	Art. no.
CEE plug 400 V, 16 A, 5-pole	4x shock-proof socket outlets 230 V, 16 A	4011160454165	45416
	2x CEE sockets 400 V, 16 A, 5-pole		
	  		

What is the difference between a PRCD and a PRCD-S?

PRCD

A PRCD is a portable RCD with an electronic residual current release and undervoltage release.

- It detects residual currents that occur when a faulty electrical device is touched, for example, and interrupts the current quickly enough to prevent life-threatening accidents.
- It also has an undervoltage release that prevents secondary accidents in the event of a failure of the mains voltage.

PRCD-S

Designed as an inline cable device, the PRCD-S is a portable residual current device with electronic residual current analysis that switches on all poles.

Additional functions compared to the PRCD:

- Checks the socket to see whether the phase L, the neutral conductor N and the earth conductor PE are present, correctly connected and not mixed up.
- Only allows current to be drawn from a safe socket.
- Checks the earth conductor on switch-on.
- Monitors the earth conductor during operation.
- Does not allow for switch-on if an error is detected.
- Switches off automatically as soon as an error occurs (e.g. earth conductor breakage).
- Does not switch off if external voltage is applied at the earth conductor, e.g. due to drilling into an external cable. Because the PRCD-S does not switch off in this case, the upstream protective device can react and interrupt the circuit.

Employer's liability insurance associations recommend protective distributors and portable RCDs with earth conductor monitoring as the feed point on small construction sites (**PRCD-S**)!

PRCD plugs

IP44/IP66

A black cylindrical plug with a green and blue button on the side.

- Undervoltage release
- Trigger time less than 30 ms
- Reliable protection against dangerous electric shock
- Residual current is detected in a split second, and the supply of current interrupted
- With function display and trip test button and electronic measuring instrument
- 230 V, 16 A, max. 3,500 W

Plug	PU	EAN	Art. no.
30 mA RCD plug For fixed connection to the power cord, IP44	1	4011160452093	45209

A black inline plug with a blue cover and a green and blue button on the side.

Inline plug	PU	EAN	Art. no.
30 mA inline RCD plug For connection via a plug, IP44	1	4011160452307	45230

A black inline RCD with two orange buttons and a green button on the side.

Inline RCD	PU	EAN	Art. no.
10 mA inline RCD For fixed connection to the power cord, for double-sided cable connection, IP66	1	4011160452215	45221
30 mA inline RCD For fixed connection to the power cord, for double-sided cable connection, IP66	1	4011160452239	45223

PRCD range



Technical data

- Tested in accordance with EN 61242, DIN VDE 0620, VDE 0661, DIN EN 50525-2
- Rated residual current 30 mA
- Undervoltage release
- Trigger time less than 30 ms
- **IP44**: protected against foreign bodies and splash-proof



PRCD extensions

IP44



- With shock-proof plug and shock-proof connector with protective cap
- With function display and trip test button and electronic measuring instrument
- 230 V, 16 A, max. 3,500 W

Heavy-duty rubber power cable

RN

Version	PU	EAN	Art. no.
2x 1.5 m H07RN-F 3G1.5	1	4011160452222	45222

5-way socket outlet with PRCD plug

IP44



- With safety flap lips and illuminated on/off switch
- Power cord with RCD for reliable protection against residual current
- Very sturdy design
- 230 V, 16 A, max. 3,500 W

Heavy-duty rubber power cable

RN

Version	PU	EAN	Art. no.
4.5 m H07RN-F 3G1,5	1	4011160386046	38604

Thermoplastic cable reel with PRCD plug

IP44



- Reel body made from robust, shatterproof special plastic
- With stable, shock-absorbing and galvanised single-foot frame with parking brake
- Frame with ergonomically shaped handle and patented cable guide
- With built-in thermal circuit breaker
- With function display and trip test button and electronic measuring instrument
- With PRCD shock-proof plug
- With 3 shock-proof socket outlets, splash-proof
- 230 V, 16 A, max. 3,500 W

Heavy-duty rubber power cable

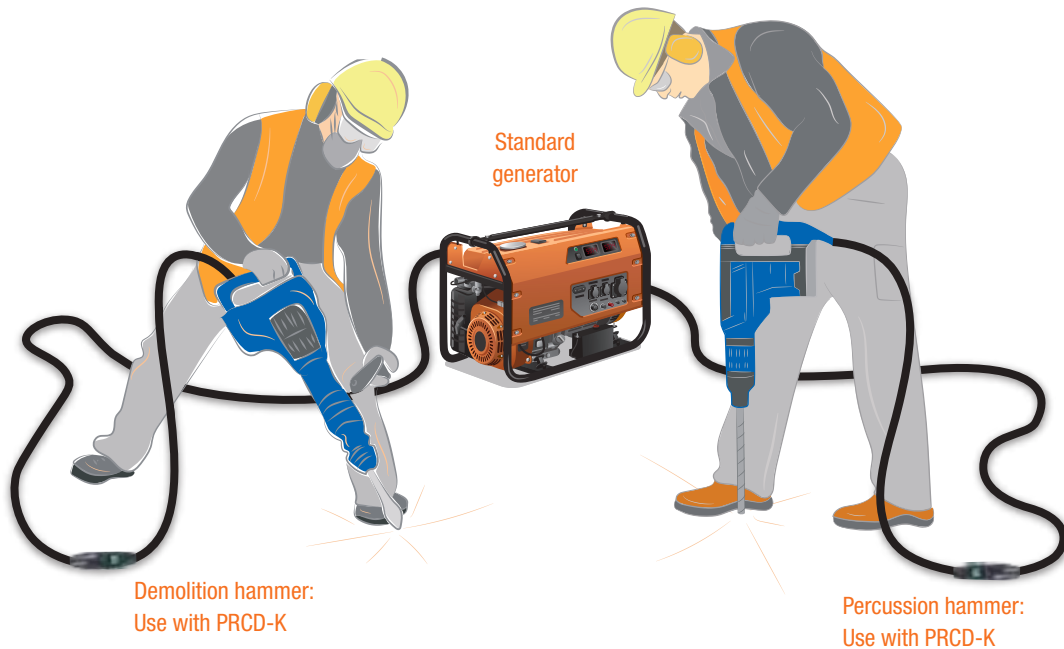
RN

Version	Ø mm	PU	EAN	Art. no.
40 m H07RN-F 3G1,5	285	1/64	4011160108297	10829


When do you need to use a **PRCD-K**?

When using a mobile generator on the construction site!

- If you are operating **electrical operating materials**, such as tools, using a commercially available **generator**, then connect the electrical tools/equipment **via one PRCD-K** each.
- When **using submersible pumps**, the PRCD-K prevents accidental triggering of the safety device and thus prevents the submersible pump from being switched off due to possible potential equalisation currents.



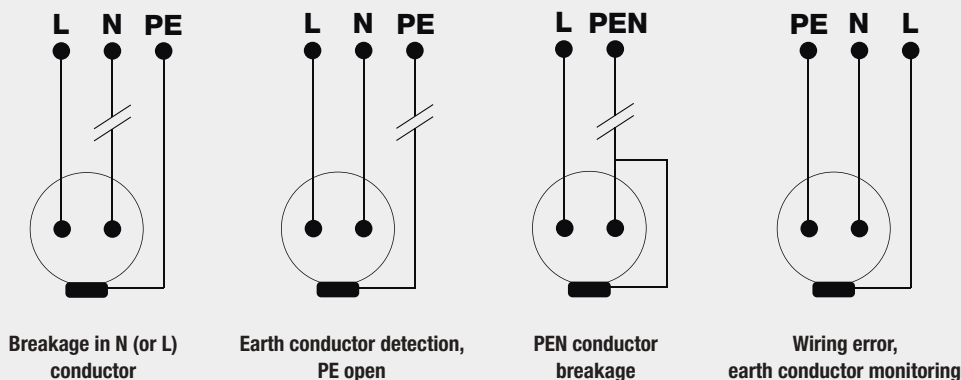
Other operating materials: Use with PRCD-K



PRCD-K or PRCD-S?

When using a generator, the PRCD-S cannot be switched on. For this reason, specially developed PRCD-K are used in such cases.

The following errors in the third-party installation are detected:



Connection to standard generator



Standard generator

PRCD-K

Increase the level of protection for generators



Full protection



Secondary accidents possible



Full protection



PE and L have been swapped.
Full protection



Full protection

PRCD-S

Full protection for all third-party installations



Full protection



Full protection



Full protection



Full protection



Cannot be switched on!

PRCD-K when using standard generators



Mobile personal protection equipment for protection against electrical accidents

When connecting **electrical operating materials directly to a standard generator**, the Deutsche Gesetzliche Unfallversicherung (German Social Accident Insurance) recommends the use of suitable protective measures in **DGUV Information 203-032**. PRCD-K has been developed for these special applications. It meets the requirements of the DGUV and serves to **increase the level of protection**.

COMPLIANT DGUV Regulation 3 ✓

DGUV-I 203-032 ✓

DIN VDE 0661 ✓

DGUV-I
203-032
konform

PRCD-K inline RCD

IP55



- Residual currents caused by defective consumers are detected in a split second, and the supply of current interrupted. The PRCD-K therefore provides reliable protection against electric shock and has been approved by the employer's liability insurance association in accordance with DGUV 203-032.
- Plastic housing with function display and trip test button
- Operation via ON button, test button 0 ~ TEST
- Rated residual current: 30 mA
- Trigger time less than 30 ms
- 230 V, 16 A, 50 Hz, max. 3600 W
- IP55: protected against dust and jet water

Version	EAN	Art. no.
PRCD-K for independent installation onto the power cord	4011160454004	45400

PRCD-K extensions

IP44



- 2x 1.5 m H07BQ-F 3G2.5 heavy-duty polyurethane power cable
- With shock-proof plug and shock-proof connector with protective cap
- With PRCD-K inline RCD (article number 45400)
- 230 V, 16 A, 50 Hz, max. 3500 W
- IP44: protected against foreign bodies and splash-proof

Version	EAN	Art. no.
PRCD-K extensions	4011160454011	45401

For safe use of generators
on construction sites

COMPLIANT
with DGVV I 203-032





Ensure consumers are properly protected when using a generator!

We explain how:

To prevent electrical accidents when connecting several consumers to a generator, each socket used must be individually protected by an RCD.

Use **power combination units** and **multi socket outlets** from **series G** or the **PRCD-K** range on construction and assembly sites when operating electrical consumers via generators. All products are designed to protect the sockets and meet the requirements of **DGUV Information 203-032**.



Power combination unit
series G



Multi socket outlet
series G



PRCD-K extensions

- ✓ **Protection of the sockets** by an RCD
- ✓ Recommended for generators according to **DGUV Information 203-032**
- ✓ Housing designed for **heavy-duty construction site use**
- ✓ **High safety standard** thanks to high-quality power protection equipment
- ✓ **"Made in Germany"** quality product

DGUV Information 203-032

BG BAU is the statutory employer's liability insurance association for the construction industry and construction-related services in Germany. One of their aims is to reduce the immense number of **electrical accidents in the construction industry**.

According to **DGUV Information 203-032** from the BG BAU on the topic of **"Selection and operation of generators on construction and assembly sites"**, it is particularly important to note that when using multiple consumers, only one consumer may be connected to each socket.

Portable solid rubber construction site power combination unit **series G**



- Extremely sturdy solid rubber housing, stackable for extremely space-saving storage
- Designed for heavy-duty construction site use
- Recommended for generators according to DGV Information 203-032
- Closed lower section of housing with 77 mm ground clearance to prevent water ingress
- Housing lid with stainless steel quick fastenings
- Touch-safe even when the lid is open – in accordance with BGV [German trade association provisions] A2
- Fuses are particularly well-protected due to their internal installation
- Additional safety can be achieved with an optional screw or padlock
- Dimensions (W x H x D): 330 x 290 x 245 mm
- Tested in accordance with DIN VDE 0620-2-1, IEC 60309, DIN EN 50525-2
- IP44: protected against foreign bodies and splash-proof



G-M23

Input **230 V, 16 A**, approx. 3.6 kW



Shock-proof plug 230 V, 16 A
with 2 m H07RN-F 3G2.5
Heavy-duty rubber power cable

Output

4x shock-proof socket outlets
230 V, 16 A



Protection

4x RCD 2-pole, 25 A, 30 mA,
type A

EAN 4011160632709
Art. no. 63270



G-M22

Input **230 V, 32 A**, approx. 7.2 kW



CEE plug 230 V, 32 A, 3-pole
with 2 m H07RN-F 3G6
Heavy-duty rubber power cable

Output

4x shock-proof socket outlets
230 V, 16 A



Protection

4x RCD/MCB combination 2-pole,
C16A, 30 mA, 10 kA, type A

EAN 4011160632600
Art. no. 63260



G-M24

Input **400 V, 16 A**, approx. 11 kW



CEE plug 400 V, 16 A, 5-pole
with 2 m H07RN-F 5G2.5 Heavy-duty
rubber power cable

Output

3x shock-proof socket outlets
230 V, 16 A
1x CEE socket
400 V, 16 A, 5-pole



Protection

1x RCD 4-pole, 40 A, 30 mA, type
A and
3x RCD 2-pole, 25 A, 30 mA, type A

EAN 4011160632716
Art. no. 63271



Portable solid rubber multi socket outlet series G

- Housing made from extremely robust solid rubber
- Designed for heavy-duty construction site use
- Recommended for generators according to DGV Information 203-032
- Dimensions (W x H x D): 500 x 135 x 140 mm
- Tested in accordance with DIN VDE 0620-2-1, IEC 60309, DIN EN 50525-2
- IP44: protected against foreign bodies and splash-proof



G-S23

Input **230 V, 16 A**, approx. 3.6 kW



Shock-proof plug 230 V, 16 A
with 2 m H07RN-F 3G2.5
Heavy-duty rubber power cable

Output

2x shock-proof socket outlets
230 V, 16 A



Protection

2x RCD type A 2-pole, 25 A, 30 mA,

EAN 4011160632723
Art. no. 63272



G-S22

Input **230 V, 32 A**, approx. 7.2 kW



CEE plug 230 V, 32 A, 3-pole
with 2 m H07RN-F 3G6
Heavy-duty rubber power cable

Output

2x shock-proof socket outlets
230 V, 16 A



Protection

2x RCD/MCB combination 2-pole,
C16A, 30 mA, 10 kA, type A

EAN 4011160632617
Art. no. 63261



CEE 230 V / 32 A range

IP44



Extensions

- With CEE plug and connector **230 V, 32 A, 3-pole**
- Heavy-duty rubber power cable H07RN-F 3G6
- 230 V, 32 A, approx. 7.2 kW
- IP44: protected against foreign bodies and splash-proof



Cable lengths

EAN

Art. no.

5 m H07RN-F 3G6	4011160632808	63280
10 m H07RN-F 3G6	4011160632815	63281
25 m H07RN-F 3G6	4011160632822	63282

1



2



Plug and connector

- 230 V, 32 A, 3-pole approx. 7.2 kW
- IP44: protected against foreign bodies and splash-proof



Fig.	Version	EAN	Art. no.
1	Plug	4011160605901	60590
2	Connectors	4011160605925	60592



Extensions

For use on construction sites

52-60

For outdoor use

61-62

Safety box

63

For indoor use

64-65

Extensions

Technical data

- Approved for use on construction sites and in agricultural applications
- 230 V, 16 A
- Tested in accordance with DIN VDE 0620-2-1, DIN EN 50525-2
- **IP54**: protected against dust and splash-proof



Extensions with SCHUKOultra Pro

IP54

- SCHUKOultra Pro shock-proof plug
- SCHUKOultra Pro connector with flap lid and voltage indicator light



Heavy-duty rubber power cable

RN

Version	Colour	PU	EAN	Art. no.
10 m H07RN-F 3G1,5	Black/red	1	4011160622502	62250
25 m H07RN-F 3G1,5	Black/red	1	4011160622519	62251
10 m H07RN-F 3G2.5	Black/red	1	4011160622526	62252
25 m H07RN-F 3G2.5	Black/red	1	4011160622533	62253
50 m H07RN-F 3G2.5	Black/red	1	4011160622540	62254



Heavy-duty polyurethane power cable

BQ

Version	Colour	PU	EAN	Art. no.
10 m H07BQ-F 3G1,5	Orange/grey	1	4011160622601	62260
25 m H07BQ-F 3G1,5	Orange/grey	1	4011160622618	62261
10 m H07BQ-F 3G2.5	Orange/grey	1	4011160622625	62262
25 m H07BQ-F 3G2.5	Orange/grey	1	4011160622632	62263
50 m H07BQ-F 3G2.5	Orange/grey	1	4011160622649	62264

RN

Rubber RN power cables

The **black "RN-F" heavy-duty rubber power cables** have a rubber conductor insulation and are coated with neoprene rubber. They are **oil, UV and ozone-resistant** and are suitable for temperature ranges of **-30°C to +60°C**. Their excellent mechanical resistance means that they can withstand high levels of stress **in both dry and damp environments and in industrial water**, and they are also suitable for **long-term outdoor use**, e.g. in agricultural applications or on construction sites.

BQ

Polyurethane BQ power cables


BQ cables have a rubber conductor insulation and are coated with **polyurethane in an orange safety colour**. They are **oil-resistant**, extremely **abrasion-resistant** and permissible for use at temperatures **from -40 to 80°C**. They are particularly well-suited to use on construction sites and in industrial applications, in **dry, damp or wet environments**, in industrial water and outdoors, as well as on agricultural sites and areas with a high risk of fire. They are suitable for **long-term outdoor use**.

To keep you properly equipped, we offer products with heavy-duty polyurethane power cables.

Heavy-duty polyurethane power cable

BQ

BQ construction site cables have a rubber conductor insulation and are coated with **polyurethane in an orange safety colour**. They are **oil-resistant**, extremely **abrasion-resistant** and permissible for use at temperatures **from -40 to 80°C**. They are particularly well-suited to use on construction sites and in industrial applications, in **dry, damp or wet environments**, in industrial water and outdoors, as well as on agricultural sites and areas with a high risk of fire. They are suitable for **long-term outdoor use**.



Extensions

Technical data

- Approved for use on construction sites and in agricultural applications
- Tested in accordance with DIN VDE 0620-2-1, DIN EN 50525-2
- **IP44**: protected against foreign bodies and splash-proof



Construction site armoured cables

IP44

- Shock-proof plug and shock-proof connector with protective cap
- 230 V, 16 A

Heavy-duty polyurethane power cable

BQ



Version	Colour	PU	EAN	Art. no.
5 m H07BQ-F 3G1,5	Orange	1	4011160591051	59105
10 m H07BQ-F 3G1,5	Orange	1	4011160591105	59110
25 m H07BQ-F 3G1,5	Orange	1	4011160591259	59125
50 m H07BQ-F 3G1,5	Orange	1	4011160591501	59150
5 m H07BQ-F 3G2.5	Orange	1	4011160592058	59205
10 m H07BQ-F 3G2.5	Orange	1	4011160592102	59210
25 m H07BQ-F 3G2.5	Orange	1	4011160592256	59225
50 m H07BQ-F 3G2.5	Orange	1	4011160592508	59250

Construction site retractable spiral cords

IP44

- Retractable spiral cord with shock-proof plug and shock-proof connector with protective cap
- Basic length approx. 1 m
- Flexibly elastic up to 5 m
- Retracts again automatically
- Remains highly flexibly even with continual use
- Ideal for lifting platforms, scaffolding and industrial applications: provides the correct cable length every time, precisely at the site where it is needed
- 230 V, 16 A



Heavy-duty polyurethane power cable

BQ

Basic length	Extendable	Colour	PU	EAN	Art. no.
1 m H07BQ-F 3G1,5	Up to 5 m	Orange	1	4011160704130	70413
1 m H07BQ-F 3G2.5	Up to 5 m	Orange	1	4011160704154	70415



- Retractable spiral cord with shock-proof plug and **3-way connector** with protective caps

Heavy-duty polyurethane power cable

BQ

Basic length	Extendable	Colour	PU	EAN	Art. no.
1 m H07BQ-F 3G1,5	Up to 5 m	Orange	1	4011160704147	70414



Extensions

Technical data

- Approved for use on construction sites and in agricultural applications
- Tested in accordance with DIN VDE 0620-2-1, DIN EN 50525-2
- **IP44**: protected against foreign bodies and splash-proof



Rubber extensions for construction sites

IP44



- Approved for use on construction sites and in agricultural applications
- Shock-proof plug and shock-proof connector with protective cap
- 230 V, 16 A

Heavy-duty rubber power cable

RN

Version	Colour	PU	EAN	Art. no.
5 m H07RN-F 3G1,5	Black	1	4011160603723	60372
10 m H07RN-F 3G1,5	Black	1	4011160603716	60371
15 m H07RN-F 3G1,5	Black	1	4011160603358	60335
20 m H07RN-F 3G1,5	Black	1	4011160603365	60336
25 m H07RN-F 3G1,5	Black	1	4011160603709	60370
40 m H07RN-F 3G1,5	Black	1	4011160603754	60375
50 m H07RN-F 3G1,5	Black	1	4011160603402	60340
5 m H07RN-F 3G2.5	Black	1	4011160603822	60382
10 m H07RN-F 3G2.5	Black	1	4011160603839	60383
25 m H07RN-F 3G2.5	Black	1	4011160603846	60384
50 m H07RN-F 3G2.5	Black	1	4011160603419	60341



Heavy-duty rubber power cable

RN

Version	Colour	PU	EAN	Art. no.
5 m H07RN-F 3G1,5	Red	1	4011160602726	60272
10 m H07RN-F 3G1,5	Red	1	4011160602719	60271
15 m H07RN-F 3G1,5	Red	1	4011160602702	60270
25 m H07RN-F 3G1,5	Red	1	4011160603730	60373
40 m H07RN-F 3G1,5	Red	1	4011160603747	60374

Extensions with multiple socket outlet



Technical data

- Approved for use on construction sites and in agricultural applications
- Tested in accordance with DIN VDE 0620-2-1, DIN EN 50525-2
- **IP44**: protected against foreign bodies and splash-proof

Extensions with 3-way socket outlet

IP44



- Heavy-duty design made from solid rubber
- Approved for use on construction sites and in agricultural applications
- With eyelets for suspension
- With shock-proof plug and rotating, self-locking safety flap lids with hammer symbol
- 230 V, 16 A

Heavy-duty rubber power cable

RN

Version	Colour	PU	EAN	Art. no.
0.3 m H07RN-F 3G1,5	Black	1	4011160604508	60450
4.5 m H07RN-F 3G1,5	Black	1	4011160604546	60454
10 m H07RN-F 3G1,5	Black	1	4011160604560	60456
25 m H07RN-F 3G1,5	Black	1	4011160604584	60458
5 m H07RN-F 3G2.5	Black	1	4011160604454	60445
10 m H07RN-F 3G2.5	Black	1	4011160604461	60446

Extensions with 3-way socket outlet

IP44

Display
Model



- Rubber promotional model
- Approved for use on construction sites and in agricultural applications
- With eyelets for suspension
- With shock-proof plug and self-locking safety flap lids
- 230 V, 16 A

Heavy-duty rubber power cable

RN

Version	Colour	PU	EAN	Art. no.
4.5 m H07RN-F 3G1,5	Blue/black	1	4011160620584	62058
10 m H07RN-F 3G1,5	Blue/black	1	4011160620591	62059



Extensions with multiple socket outlet



Technical data

- Tested in accordance with DIN VDE 0620-2-1, DIN EN 50525-2

Extensions with 4-way socket outlet

IP44



- Robust design for outdoor use
- With hook for suspension
- With shock-proof plug and self-locking safety flap lids
- **IP44:** protected against foreign bodies and splash-proof
- 230 V, 16 A

Heavy-duty rubber power cable

		RN		
Version		PU	EAN	Art. no.
5 m H07RN-F 3G1,5	For long-term outdoor use	1	4011160606731	60673
10 m H07RN-F 3G1,5	For long-term outdoor use	1	4011160606717	60671

Multi socket outlets for the construction site



Technical data

- Tested in accordance with DIN VDE 0620-2-1, DIN EN 50525-2
- **IP44**: protected against foreign bodies and splash-proof

Socket outlets

IP44



- Approved for use on construction sites and in agricultural applications
- Suitable for wall attachment
- With shock-proof plug and self-locking safety flap lids
- 230 V, 16 A, max. 3500 W

Heavy-duty rubber power cable

RN

Version		PU	EAN	Art. no.
1.5 m H07RN-F 3G1,5	3-way multi socket outlet	1	4011160386015	38601
1.5 m H07RN-F 3G1,5	6-way multi socket outlet	1	4011160386169	38616

Socket outlets with switch

IP44



- Approved for use on construction sites and in agricultural applications
- Suitable for wall attachment
- With illuminated on/off switch
- With shock-proof plug and self-locking safety flap lids
- 230 V, 16 A, max. 3500 W

Heavy-duty rubber power cable

RN

Version		PU	EAN	Art. no.
1.5 m H07RN-F 3G1,5	3-way multi socket outlet	1	4011160386039	38603
1.5 m H07RN-F 3G2.5	3-way multi socket outlet	1	4011160386305	38630
1.5 m H07RN-F 3G1,5	5-way multi socket outlet	1	4011160386091	38609
1.5 m H07RN-F 3G2.5	5-way multi socket outlet	1	4011160386312	38631
4.5 m H07RN-F 3G1,5	5-way multi socket outlet	1	4011160386053	38605
1.5 m H07RN-F 3G1,5	6-way multi socket outlet	1	4011160386060	38606



All models with **shock-proof socket outlets** with safety flap lids and illuminated, splash-proof **on/off switch**. There are also pre-drilled holes for attachment.



No mutual obstruction between the connected plugs thanks to the **45° rotated socket inserts**.



Power cords



Technical data

- Tested in accordance with DIN EN 50525-2
- **IP44**: protected against foreign bodies and splash-proof

Mains power cord for inverter

IP44



- 1st end: Shock-proof straight plug (IP44)
- 2nd end: Betteri® connector socket BC01 (IP68)
- 230 V

Rubber power cable

RN

Version	Colour	PU	EAN	Art. no.
2 m H07RN-F 3G1,5	Black	1	4011160718700	71870
5 m H07RN-F 3G1,5	Black	1	4011160718717	71871
10 m H07RN-F 3G1,5	Black	1	4011160718724	71872
20 m H07RN-F 3G1,5	Black	1	4011160718731	71873

Betteri® connector socket
for assembly on page 87.

Extensions



Technical data

- Tested in accordance with DIN VDE 0620-2-1, DIN EN 50525-2
- **IP44**: protected against foreign bodies and splash-proof
- **IP20**: indoor use

Rubber extensions for outdoor use



IP44

- Suitable for short-term outdoor use
- Shock-proof plug and shock-proof connector with protective cap
- **IP44**: protected against foreign bodies and splash-proof
- 230 V, 16 A

With rubber power cable

RR

Version	Colour	PU	EAN	Art. no.
5 m H05RR-F 3G1,5	Black	1	4011160603051	60305
10 m H05RR-F 3G1,5	Black	1	4011160603105	60310
15 m H05RR-F 3G1,5	Black	1	4011160603150	60315
25 m H05RR-F 3G1,5	Black	1	4011160603648	60364
50 m H05RR-F 3G1,5	Black	1	4011160603655	60365



With rubber power cable

RR

Version	Colour	PU	EAN	Art. no.
5 m H05RR-F 3G1,5	Red	1	4011160602054	60205
10 m H05RR-F 3G1,5	Red	1	4011160602108	60210
15 m H05RR-F 3G1,5	Red	1	4011160602153	60215
20 m H05RR-F 3G1,5	Red	1	4011160602627	60262
25 m H05RR-F 3G1,5	Red	1	4011160602641	60264
50 m H05RR-F 3G1,5	Red	1	4011160602658	60265



PVC extensions for indoor use



IP20

- Suitable for indoor use
- Shock-proof plug and shock-proof connector
- **IP20**: indoor use
- 230 V, 16 A

PVC cable

VV

Version	Colour	PU	EAN	Art. no.
10 m H05VV-F 3G1,5	Red	1	4011160510137	51013
15 m H05VV-F 3G1,5	Red	1	4011160511530	51153
25 m H05VV-F 3G1,5	Red	1	4011160603617	60361
50 m H05VV-F 3G1,5	Red	1	4011160603594	60359



Extensions



Technical data

- Approved for use on construction sites and in agricultural applications
- Tested in accordance with DIN VDE 0620-2-1, ÖVE E8241-55
- **IP44**: protected against foreign bodies and splash-proof



Extensions

IP44

- Shock-proof plug and shock-proof connector with protective cap
- 230 V, 16 A

With PVC cable


N07



Version	PU	EAN	Art. no.
5 m AT-N07V3V3-F 3G1,5	1	4011160603501	60350
10 m AT-N07V3V3-F 3G1,5	1	4011160603525	60352
15 m AT-N07V3V3-F 3G1,5	1	4011160603532	60353
20 m AT-N07V3V3-F 3G1,5	1	4011160603549	60354
25 m AT-N07V3V3-F 3G1,5	1	4011160603556	60355
50 m AT-N07V3V3-F 3G1,5	1	4011160603563	60356
10 m AT-N07V3V3-F 3G2.5	1	4011160603457	60345
15 m AT-N07V3V3-F 3G2.5	1	4011160603426	60342
25 m AT-N07V3V3-F 3G2.5	1	4011160603518	60351
50 m AT-N07V3V3-F 3G2.5	1	4011160603570	60357

Extensions with 3-way socket outlet

IP44

- Robust design for outdoor use
- With eyelets for suspension
- With safety plug
- With 3-way connector with shock-proof socket outlets with safety flap lids with hammer symbol 
- 230 V, 16 A



With PVC cable

N07

Version	PU	EAN	Art. no.
1.5 m AT-N07V3V3-F 3G1,5	1	4011160614576	61457
3 m AT-N07V3V3-F 3G1,5	1	4011160614545	61454
5 m AT-N07V3V3-F 3G1,5	1	4011160614552	61455
10 m AT-N07V3V3-F 3G1,5	1	4011160614569	61456
3 m AT-N07V3V3-F 3G2.5	1	4011160614514	61451
5 m AT-N07V3V3-F 3G2.5	1	4011160614521	61452
10 m AT-N07V3V3-F 3G2.5	1	4011160614538	61453
15 m AT-N07V3V3-F 3G2.5	1	4011160603433	60343
25 m AT-N07V3V3-F 3G2.5	1	4011160614590	61459



PVC cable AT-N07V3V3-F

The outer sheath and individual conductors of the AT-N07V3V3-F cables are made of cold-resistant polyvinyl chloride (PVC) and are approved for **temperature ranges of -35°C to +70°C**. They are resistant to **acid and oil, weather-proof, abrasion-resistant and highly flexible**. Suitable for connecting operating materials on construction sites, in **dry and damp rooms**, as well as outdoors and in potentially explosive atmospheres.



Safety box



Safety box

IP44



- Reliable impact protection and moisture protection for plugs and connectors
- Suitable for cables with a max. diameter of 9 mm
- Ideally suited to outdoor applications
- Impossible for plugs and connectors to be accidentally disconnected
- Short circuits avoided thanks to the splash-proof container
- Sturdy and impact-resistant material for a long lifespan even with high levels of stress
- In an easily visible red safety colour: perfect for use in the garden
- With practical suspension hook for easy storage
- Reliable internal strain relief with grid lock: can be adapted to the size of the plugs and connectors
- **IPX4**: splash-proof

Version	PU	EAN	Art. no.
Safety box for shock-proof plug connections	1	4011160487071	48707

Extensions for indoor use



Technical data

- Tested in accordance with DIN VDE 0620-2-1, DIN EN 50525-2
- **IP20**: indoor use

Retractable extensions with angled plug



- Suitable for indoor use
- With shock-proof angle plug and shock-proof connector
- 230 V, 16 A



IP20

PVC cable

VV

Basic length	Extendable	Colour	PU	EAN	Art. no.
1 m H05V-F 3G1,5	Up to 2.5 m	White	5	4011160704123	70412
1 m H05V-F 3G1,5	Up to 2.5 m	Black	5	4011160704109	70410
2 m H05V-F 3G1,5	Up to 4 m	White	5	4011160704260	70426
2 m H05V-F 3G1,5	Up to 4 m	Black	5	4011160704253	70425



Extensions with angled plug



- Suitable for indoor use
- With shock-proof angle plug and shock-proof connector
- 230 V, 16 A



IP20

PVC cable

VV

Version	Colour	PU	EAN	Art. no.
2 m H05V-F 3G1,5	White	10	4011160502019	50201
2 m H05V-F 3G1,5	Black	10	4011160502026	50202
3 m H05V-F 3G1,5	White	10	4011160503115	50311
3 m H05V-F 3G1,5	Black	10	4011160503122	50312
5 m H05V-F 3G1,5	White	10	4011160505119	50511
5 m H05V-F 3G1,5	Black	10	4011160505126	50512
10 m H05V-F 3G1,5	White	5	4011160510113	51011
10 m H05V-F 3G1,5	Black	5	4011160510120	51012
25 m H05V-F 3G1,5	Black	5	4011160603624	60362



Extensions for indoor use



Technical data

- Tested in accordance with DIN VDE 0620-2-1, DIN EN 50525-2
- **IP20**: indoor use

Extensions with flat plug



IP20



- Suitable for indoor use
- With shock-proof flat plug and shock-proof connector
- With foldable bracket for easy removal from the socket
- Extremely flat fit, protrudes from the socket by just 7 mm
- 230 V, 16 A, max. approx. 3.5 kW

PVC cable

vv

Version	Colour	PU	EAN	Art. no.
2 m H05VV-F 3G1,5	White	10	4011160502118	50211
2 m H05VV-F 3G1,5	Black	10	4011160502125	50212
5 m H05VV-F 3G1,5	White	10	4011160505218	50521
5 m H05VV-F 3G1,5	Black	10	4011160505225	50522
10 m H05VV-F 3G1,5	White	10	4011160510212	51021
10 m H05VV-F 3G1,5	Black	10	4011160510229	51022



Extremely flat plug fit
plug protrudes from the socket by just 7 mm.



Foldable bracket
for easy removal from the socket.

Euro extensions

IP20

- Suitable for indoor use
- With Euro flat plug and Euro connector
- 230 V, 2.5 A

PVC cable

vv

Version	Colour	PU	EAN	Art. no.
2 m H03VVH2-F 2x0,75	White	10	4011160501012	50101
2 m H03VVH2-F 2x0,75	Black	10	4011160501029	50102
3 m H03VVH2-F 2x0,75	White	10	4011160501319	50131
3 m H03VVH2-F 2x0,75	Black	10	4011160501326	50132
5 m H03VVH2-F 2x0,75	White	10	4011160501517	50151
5 m H03VVH2-F 2x0,75	Black	10	4011160501524	50152



Information on custom-made cords or extensions can be found on page 74.

4

Power cords

68-73

Cable rings/sold by metre

74-77

Power cords

Power cords



Technical data

- Tested in accordance with DIN VDE 0620-2-1, IEC 60309, DIN EN 50525-2
- **IP44**: protected against foreign bodies and splash-proof

Drill power cords

IP44



- Open cable end: approx. 50 mm stripped with wire-end ferrules
- Plug end: with 2-pin plug
- 230 V, 16 A

With rubber power cable

RN

Version	Colour	PU	EAN	Art. no.
3 m H05RN-F 2x1,0	Black	10	4011160705328	70532
5 m H05RN-F 2x1,0	Black	10	4011160705304	70530

Heavy-duty rubber power cable

RN

Version	Colour	PU	EAN	Art. no.
5 m H07RN-F 2x1,0	Black	10	4011160705526	70552
3 m H07RN-F 2x1,5	Black	5	4011160705564	70556
5 m H07RN-F 2x1,5	Black	5	4011160705588	70558

Rubber power cords

IP44



- Open cable end: approx. 30 mm stripped with wire-end ferrules
- Plug end: with splash-proof shock-proof plug
- 230 V, 16 A

With rubber power cable

RN

Version	Colour	PU	EAN	Art. no.
3 m H05RN-F 3G1,0	Black	10	4011160603761	60376

Heavy-duty rubber power cable

RN

Version	Colour	PU	EAN	Art. no.
4.5 m H07RN-F 3G1,5	Black	10	4011160603792	60379
10 m H07RN-F 3G1,5	Black	1	4011160709104	70910
15 m H07RN-F 3G1,5	Black	1	4011160709128	70912

CEE power cords

IP44



- Open cable end: approx. 50 mm stripped with wire-end ferrules
- Plug end: with high-quality CEE plug
- 400 V, 16 A or 400 V, 32 A

Heavy-duty rubber power cable

RN

Version	Colour	PU	EAN	Art. no.
3 m H07RN-F 5G1,5 16 A	Black/red	1	4011160709777	70977
5 m H07RN-F 5G6 32 A	Black/red	1	4011160709708	70970

Power cords



Technical data

- Tested in accordance with DIN VDE 0620-2-1, IEC 60309, DIN EN 50525-2
- **IP44**: protected against foreign bodies and splash-proof

Construction site power cords

IP44



- Open cable end: approx. 30 mm stripped with wire-end ferrules
- Plug end: with splash-proof 2-pin plug (Fig. 1) or shock-proof plug (Fig. 2)
- 230 V, 16 A

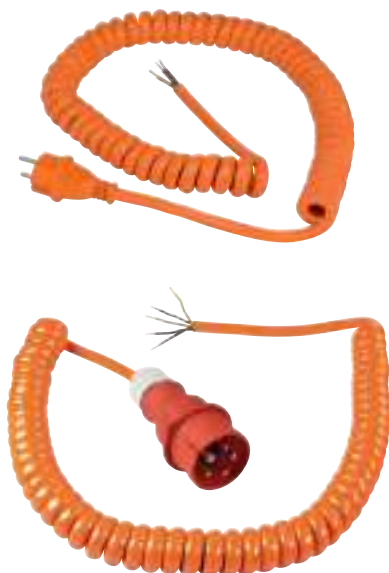
Heavy-duty polyurethane power cable

BQ

Fig.	Version	Safety colour	PU	EAN	Art. no.
1	3 m H05BQ-F 2x1,0	Orange	1	4011160709111	70911
1	5 m H05BQ-F 2x1,0	Orange	1	4011160709135	70913
1	3 m H07BQ-F 2x1,5	Orange	1	4011160709142	70914
1	5 m H07BQ-F 2x1,5	Orange	1	4011160709173	70917
2	3 m H07BQ-F 3G1,0	Orange	1	4011160709180	70918
2	5 m H07BQ-F 3G1,0	Orange	1	4011160709197	70919
2	3 m H07BQ-F 3G1,5	Orange	1	4011160709098	70909
2	5 m H07BQ-F 3G1,5	Orange	1	4011160709081	70908
2	10 m H07BQ-F 3G1,5	Orange	1	4011160719141	71914

Retractable spiral cords

IP44



- Open cable end: approx. 50 mm stripped with wire-end ferrules
- Plug end: with shock-proof plug
- Retractable polyurethane spiral cord
- Flexibly elastic
- Retracts again automatically
- 230 V, 16 A or CEE 400 V, 16 A

Heavy-duty polyurethane power cable

BQ

With shock-proof plug 230 V, 16 A			Colour	PU	EAN	Art. no.
Basic length 1 m	H07BQ-F 3G1.5	Elastic up to 5 m	Orange	10	4011160704307	70430
With CEE plug 400 V, 16 A			Colour	PU	EAN	Art. no.
Basic length 1 m	H07BQ-F 5G1.5	Elastic up to 5 m	Orange	10	4011160704314	70431
Basic length 1 m	H07BQ-F 5G2.5	Elastic up to 5 m	Orange	10	4011160704321	70432



Heavy-duty polyurethane power cable

BQ

BQ cables have a rubber conductor insulation and are coated with **polyurethane in an orange safety colour**. They are **oil-resistant**, extremely **abrasion-resistant** and permissible for use at temperatures **from -40 to 80°C**. They are particularly well-suited to use on construction sites and in industrial applications, in **dry, damp or wet environments**, in industrial water and outdoors, as well as in agricultural sites and areas with a high risk of fire. They are suitable for **long-term outdoor use**.

Power cords



Technical data

- Tested in accordance with DIN VDE 0620-2-1, DIN EN 50525-2
- **IP20:** for indoor use

Drill power cord

IP20



- Open cable end: approx. 50 mm stripped with wire-end ferrules
- Plug end: with 2-pin plug
- 230 V, 16 A

PVC cable

WV

Version	Colour	PU	EAN	Art. no.
3 m H05VW-F 2x1,0	Black	10	4011160705229	70522

Euro power cords

IP20



- Open cable end: approx. 30 mm stripped with wire-end ferrules
- Plug end: with Euro flat plug
- 230 V, 2.5 A

PVC cable

WV

Version	Colour	PU	EAN	Art. no.
1.5 m H03VVH2-F 2x0,75	White	10	4011160706417	70641
1.5 m H03VVH2-F 2x0,75	Black	10	4011160706424	70642
3 m H03VVH2-F 2x0,75	White	10	4011160706516	70651
3 m H03VVH2-F 2x0,75	Black	10	4011160706523	70652

Euro power cords with inline switch

IP20



- Open cable end: approx. 30 mm stripped with wire-end ferrules
- Plug end: with Euro flat plug
- With inline switch, switches on 1 pole
- Cable length between plug and switch: approx. 2.3 m
- Cable length between switch and wire-end ferrules: approx. 0.7 m
- 230 V, 2.5 A

PVC cable

WV

Version	Colour	PU	EAN	Art. no.
3 m H03VVH2-F 2x0,75	White	10	4011160706318	70631

Power cords



Technical data

- Tested in accordance with DIN VDE 0620-2-1, DIN EN 50525-2
- **IP20**: for indoor use

Power cords with shock-proof angle plug

IP20



- Open cable end: approx. 30 mm stripped with wire-end ferrules
- Plug end: with shock-proof angle plug
- 230 V, 10 A

PVC cable

VV

Version	Colour	PU	EAN	Art. no.
3 m H05VV-F 3G1,0	White	10	4011160708336	70833
3 m H05VV-F 3G1,0	Black	10	4011160708329	70832
10 m H05VV-F 3G1,0	White	10	4011160708008	70800
10 m H05VV-F 3G1,0	Black	10	4011160708022	70802
2 m H05VV-F 3G1,5	White	10	4011160708381	70838
2 m H05VV-F 3G1,5	Black	10	4011160708398	70839
10 m H05VV-F 3G1,5	White	10	4011160708077	70807
10 m H05VV-F 3G1,5	Black	10	4011160708084	70808

Additional versions on request. We will be happy to help you with the selection of your cables.

Retractable spiral cords

IP20



- Open cable end: approx. 60 mm stripped with wire-end ferrules
- Plug end: with shock-proof angle plug
- Retracts again automatically
- PVC cable H05VV-F 3G1.5
- 230 V, 16 A

PVC cable

VV

Version	Colour	PU	EAN	Art. no.
Basic length 1 m Elastic up to 2.5 m	White	10	4011160704239	70423
Basic length 1 m Elastic up to 2.5 m	Black	10	4011160704246	70424
Basic length 2 m Elastic up to 4 m	White	10	4011160704277	70427
Basic length 2 m Elastic up to 4 m	Black	10	4011160704284	70428



Power cords




Technical data

- Tested in accordance with DIN EN 60320
- **IP20**: for indoor use

Small appliance power cord type C7

IP20



- With small appliance angled socket type C7
- Plug end: Euro angled plug 230 V / 2.5 A
- 230 V, 2.5 A

PVC cable

vv

Version	Colour	PU	EAN	Art. no.
1.5 m H03VH2-F 2x0,75	White	5	4011160708800	70880
1.5 m H03VH2-F 2x0,75	Black	5	4011160708817	70881
3.0 m H03VH2-F 2x0,75	White	5	4011160708824	70882
3.0 m H03VH2-F 2x0,75	Black	5	4011160708831	70883
5.0 m H03VH2-F 2x0,75	White	5	4011160708848	70884
5.0 m H03VH2-F 2x0,75	Black	5	4011160708855	70885

Power cords



Technical data

- Tested in accordance with DIN EN 50525-2
- **IP20**: for indoor use

Power cord for medium-heat appliances 120°C type C15

IP20



- With medium-heat socket type C15
- Plug end: with shock-proof angle plug
- 230 V, 10 A

With rubber power cable

RR

Version	Colour	PU	EAN	Art. no.
2 m H05RR-F 3G1,0	Black	5	4011160708732	70873

Power cord for high-heat appliances 155°C type C15A

IP20



- With high-heat socket type C15A
- Plug end: with shock-proof straight plug
- 230 V, 10 A

With rubber power cable

RN

Version	Colour	PU	EAN	Art. no.
2 m H05RN-F 3G1,0	Black	5	4011160708749	70874

Iron power cord

IP20



- Open cable end: approx. 30 mm stripped with wire-end ferrules
- Plug end: with shock-proof angle plug
- Textile fabric outer sheath
- 230 V, 10 A

Textile cable

RT

Version	Colour	PU	EAN	Art. no.
3 m H03RT-F 3G1,0	Black/white	5	4011160872020	87202

Stove power cord

IP20



- Two open cable ends: approx. 50 mm stripped with wire-end ferrules
- 400 V, 16 A

PVC cable

VV

Version	Colour	PU	EAN	Art. no.
1.5 m H05VV-F 5G1,5	White	10	4011160708657	70865
1.5 m H05VV-F 5G2.5	White	10	4011160708671	70867
3 m H05VV-F 5G2.5	White	10	4011160708688	70868



Custom-made products

For trade and industry

We can respond to your requirements quickly and with a high level of flexibility, and can create **customised products** and **solutions**. Our team are always on hand to answer any questions you may have with regard to customised products, assembly and **production**. Our production facilities are certified to **ISO 9001**. We will gladly work with you to develop a professional solution. **Just get in touch.**

We can produce the following items for you:

- Standardised power cables and device power cords
- Country-specific cable variants
- Customised cords
- Solutions with PRCD and RCD's
- Various customised strain relief and bushing solutions for the appliance connection
- Cables with connector systems and wire-end ferrules in line with your specifications
- We make these items at our own production facilities in line with your drawings

Cable rings



Technical data

- RN cable with runner conductor insulation and coated in black neoprene rubber for high mechanical stress
- For the connection of commercial appliances e.g. machines and transportable engines
- Tested in accordance with VDE 0285-525-2-21

Heavy-duty rubber power cable, 50 m cable rings



- Pre-assembled rings with 50 m cable

Heavy-duty rubber power cable

RN

Version	PU	EAN	Art. no.
50 m H07RN-F 3G1,5	1	4011160100178	10017
50 m H07RN-F 3G2.5	1	4011160100208	10020
50 m H07RN-F 5G1,5	1	4011160100277	10027
50 m H07RN-F 5G2.5	1	4011160100321	10032
50 m H07RN-F 5G4	1	4011160100369	10036
50 m H07RN-F 5G6	1	4011160100420	10042
50 m H07RN-F 5G10	1	4011160100475	10047
50 m H07RN-F 5G16	1	4011160100536	10053

Heavy-duty rubber power cable, sold by metre



- Available by the metre (running metre) in your required length

Heavy-duty rubber power cable

RN

Version	PU	EAN	Art. no.
Running metre H07RN-F 3G1.5	1	4011160100130	10013
Running metre H07RN-F 3G2.5	1	4011160100185	10018
Running metre H07RN-F 4x16	1	4011160100871	10087
Running metre H07RN-F 4x25	1	4011160100918	10091
Running metre H07RN-F 4x35	1	4011160100895	10089
Running metre H07RN-F 5G1.5	1	4011160100253	10025
Running metre H07RN-F 5G2.5	1	4011160100307	10030
Running metre H07RN-F 5G4	1	4011160100345	10034
Running metre H07RN-F 5G6	1	4011160100406	10040
Running metre H07RN-F 5G10	1	4011160100451	10045
Running metre H07RN-F 5G16	1	4011160100505	10050
Running metre H07RN-F 5G25	1	4011160100758	10075
Running metre H07RN-F 5G35	1	4011160100765	10076

Cable rings



Technical data

- Cable with polyurethane outer sheath for maximum mechanical stress
- In orange safety colour
- For the connection of commercial appliances e.g. machines and transportable engines
- EU product
- Tested in accordance with VDE 0285-525-2-21

Construction site cable, 50 m cable rings



- Pre-assembled rings with 50 m cable

Heavy-duty polyurethane power cable

BQ

Version	PU	EAN	Art. no.
50 m H07BQ-F 3G1,5	1	4011160593505	59350
50 m H07BQ-F 3G2.5	1	4011160594410	59441
50 m H07BQ-F 5G1,5	1	4011160594427	59442
50 m H07BQ-F 5G2.5	1	4011160596315	59631
50 m H07BQ-F 5G4	1	4011160594458	59445
50 m H07BQ-F 5G6	1	4011160594472	59447

Construction site cable, sold by metre



- Available by the metre (running metre) in your required length

Heavy-duty polyurethane power cable

BQ

Version	PU	EAN	Art. no.
Running metre H07BQ-F 3G1.5	1	4011160100444	10044
Running metre H07BQ-F 3G2.5	1	4011160100468	10046
Running metre H07BQ-F 5G1.5	1	4011160100499	10049
Running metre H07BQ-F 5G2.5	1	4011160100512	10051
Running metre H07BQ-F 5G4	1	4011160594441	59444
Running metre H07BQ-F 5G6	1	4011160594465	59446



Heavy-duty polyurethane power cable

BQ

BQ cables have a rubber conductor insulation and are coated with **polyurethane in an orange safety** colour. They are **oil-resistant**, extremely **abrasion-resistant** and permissible for use at temperatures **from -40 to 80°C**. They are particularly well-suited to use on construction sites and in industrial applications, in **dry, damp or wet environments**, in industrial water and outdoors, as well as in agricultural sites and areas with a high risk of fire. They are suitable for **long-term outdoor use**.

Cable rings



Technical data

- Cable for maximum mechanical stress
- In yellow safety colour
- For the connection of commercial appliances e.g. machines and transportable engines
- EU product
- Tested in accordance with ÖVE E8241-55

PVC cable, 50 m cable rings



- Pre-assembled rings with 50 m cable

With PVC cable

N07

Version	PU	EAN	Art. no.
50 m AT-N07V3V3-F 3G1,5	1	4011160100574	10057
50 m AT-N07V3V3-F 3G2.5	1	4011160100581	10058
50 m AT-N07V3V3-F 5G1,5	1	4011160100642	10064
50 m AT-N07V3V3-F 5G2.5	1	4011160100604	10060
50 m AT-N07V3V3-F 5G4	1	4011160593109	59310
50 m AT-N07V3V3-F 5G6	1	4011160593116	59311

PVC cable, sold by metre



- Available by the metre (running metre) in your required length

With PVC cable

N07

Version	PU	EAN	Art. no.
Running metre AT-N07V3V3-F 3G1.5	1	4011160100383	10038
Running metre AT-N07V3V3-F 3G2.5	1	4011160100390	10039
Running metre AT-N07V3V3-F 5G1.5	1	4011160100598	10059
Running metre AT-N07V3V3-F 5G2.5	1	4011160100413	10041
Running metre AT-N07V3V3-F 5G4	1	4011160100741	10074
Running metre AT-N07V3V3-F 5G6	1	4011160594502	59450



PVC cable AT-N07V3V3-F

The outer sheath and individual conductors of the AT-N07V3V3-F cables are made of cold-resistant polyvinyl chloride (PVC) and are approved for **temperature ranges of -35°C to +70°C**. They are resistant to **acid and oil, weather-proof, abrasion-resistant and highly flexible**. Suitable for connecting operating materials on construction sites, in **dry and damp rooms**, as well as outdoors and in potentially explosive atmospheres.



Assembly range

Shock-proof plugs and connectors	80-83
Test plugs for sockets	84
Multiple socket outlets	85
Surface mounting switches and sockets	86
Plugs and connectors type C	87

Shock-proof plugs and connectors



Technical data

- Tested in accordance with DIN VDE 0620-2-1

SCHUKOultra Pro plugs and connectors

IP54



- Thanks to the use of high-performance plastics such as Elamid, the SCHUKOultra Pro series is suitable for heavy-duty use on construction sites.
- The two-component technology makes the SCHUKOultra Pro series particularly grippy and non-slip.
- For the connection of cables **up to max. 3x 2.5 mm²**
- **IP54**: protected against dust and splash-proof
- 230 V, 16 A

Fig.	Version		Colour	PU	EAN	Art. no.
1	SCHUKOultra Pro plug	with double earthing system	Red/black	10	4011160622335	62233
2	SCHUKOultra Pro connector	with flap lid and voltage indicator light	Red/black	10	4011160622434	62243
3	SCHUKOultra Pro plug	with double earthing system	Grey/black	10	4011160622328	62232
4	SCHUKOultra Pro connector	with flap lid and voltage indicator light	Grey/black	10	4011160622427	62242

Solid rubber plugs and connectors

IP44



- Heavy-duty versions for construction site use
- **IP44**: protected against foreign bodies and splash-proof
- 230 V, 16 A

Fig.	Version	For the connection of cable	Colour	PU	EAN	Art. no.
1	Solid rubber plug	Up to max. 1.5 mm ²	Black	10	4011160604126	60412
2	Solid rubber connector with protective cap with hammer symbol	Up to max. 1.5 mm ²	Black	10	4011160604171	60417
3	Solid rubber plug with double earthing system	Up to max. 2.5 mm ²	Black	10	4011160614125	61412
4	Solid rubber connector with protective cap with hammer symbol	Up to max. 2.5 mm ²	Black	10	4011160604195	60419
5	Solid rubber angled plug	Up to max. 2.5 mm ²	Black	10	4011160622076	62207

Shock-proof plugs and connectors




Technical data

- Tested in accordance with DIN VDE 0620-2-1

Rubber plugs and connectors for outdoor use

  IP44



- Versions suitable for outdoor and indoor use
- For the connection of cables **up to max. 2.5 mm²**
- **IP44:** protected against foreign bodies and splash-proof
- 230 V, 16 A

Fig.	Version		Colour	PU	EAN	Art. no.
1	Rubber plug	with double earthing system	Blue	10	4011160624018	62401
2	Rubber connector	with protective cap	Blue	10	4011160624117	62411
3	Rubber plug	with double earthing system	Black	10	4011160604102	60410
4	Rubber connector	with protective cap	Black	10	4011160604157	60415
5	Rubber plug	with double earthing system	Yellow	10	4011160624032	62403
6	Rubber connector	with protective cap	Yellow	10	4011160624131	62413

PVC plugs and connectors for indoor use

 IP20



- "Made in Germany" quality products for indoor use
- For the connection of cables **up to max. 1.5 mm²**
- **IP20:** indoor use
- 230 V, 16 A

Fig.	Version		Colour	PU	EAN	Art. no.
1	Shock-proof plug	with double earthing system	Grey	10	4011160622205	62220
2	Shock-proof plug	with double earthing system	White	10	4011160622212	62221
3	Shock-proof plug	with double earthing system	Black	10	4011160622229	62222
4	Shock-proof connector		Grey	10	4011160622236	62223
5	Shock-proof connector		White	10	4011160622243	62224
6	Shock-proof connector		Black	10	4011160622250	62225



Shock-proof plugs and connectors

Technical data

- Tested in accordance with DIN VDE 0620-2-1

Shock-proof plugs and connectors for indoor use

IP20



- For indoor use
- For the connection of cables **up to max. 1.5 mm²**
- **IP20**: indoor use
- 230 V, 16 A

Fig.	Version		Colour	PU	EAN	Art. no.
1	Angled plug	with double earthing system	White	10	4011160450419	45041
2	Angled plug	with double earthing system	Black	10	4011160450426	45042
3	Central plug	with double earthing system	White	10	4011160450310	45031
4	Central plug	with double earthing system	Black	10	4011160450327	45032
5	Shock-proof connector		White	10	4011160450112	45011
6	Shock-proof connector		Black	10	4011160450129	45012

Flat plugs for indoor use

IP20



Extremely flat plug fit; plug protrudes from the socket by just 7 mm.



Foldable bracket for easy removal from the socket.



- For indoor use
- with double earthing system
- For the connection of cables **up to max. 1.5 mm²**
- With foldable bracket for easy removal from the socket
- Extremely flat fit, protrudes from the socket by just 7 mm
- **IP20**: indoor use
- 230 V, 16 A



Version	Colour	PU	EAN	Art. no.
Flat plug	White	10	4011160450303	45030
Flat plug	Black	10	4011160450396	45039

Angled plugs with switch

IP20



- For indoor use
- with double earthing system
- For the connection of cables **up to max. 1.5 mm²**
- Switches on 2 poles
- **IP20**: indoor use
- 230 V, 16 A

Fig.	Version		PU	EAN	Art. no.
1	Angled plug	with illuminating switch	10	4011160450341	45034
2	Angled plug	with non-illuminating switch	10	4011160450358	45035



Test plugs for sockets

- Test functions:
 - > Earth conductor interrupted or not connected
 - > Connection and wiring OK
 - > Neutral conductor interrupted or not connected
 - > External conductor/earth conductor mixed up
- 230 V, 16 A

Version	PU	EAN	Art. no.
Test plug for shock-proof socket outlets	1	4011160451003	45100



Meaning of the indicator lights

- | | | |
|-------|---------------|--|
| ● ● ● | Everything OK | Socket is correctly connected. |
| ● ○ ○ | Everything OK | Phase/neutral conductor mixed up (Earth OK). Change wiring if necessary. |
| ● ● ○ | Error | Earth not connected. Check wiring. |
| ○ ● ● | Error | Neutral conductor not connected. Check wiring. |
| ○ ○ ● | Error | Phase/earth mixed up. Check wiring. |

Multiple socket outlets



Technical data

- Tested in accordance with DIN VDE 0620-2-1

Shock-proof flanged sockets

IP54



- Approved for use on construction sites and in agricultural applications
- "Made in Germany" quality product
- with self-locking safety flap lids
- Flange dimensions: 50 x 50 mm
- Hole spacing: 38 mm
- **IP54**: protected against dust and splash-proof
- 230 V, 16 A



Version	Colour	PU	EAN	Art. no.
Shock-proof flanged socket	Red/black	5	4011160450808	45080
Shock-proof flanged socket	Blue	5	4011160450853	45085

3-way socket outlet

IP44

Display
Model



- Approved for use on construction sites and in agricultural applications
- Material: rubber
- with self-locking safety flap lids and eyelet for suspension
- For the connection of cables **up to max. 2.5 mm²**
- **IP44**: protected against foreign bodies and splash-proof
- 230 V, 16 A

Version	Colour	PU	EAN	Art. no.
3-way socket outlet for shock-proof plugs	Blue	1	4011160600579	60057

3-way solid rubber socket outlet

IP44



- Heavy-duty version approved for use on construction sites and in agricultural applications
- "Made in Germany" quality product made from solid rubber
- With 360° rotating, self-locking safety flap lids
- With eyelets for suspension
- For the connection of cables **up to max. 2.5 mm²**
- **IP44**: protected against foreign bodies and splash-proof
- 230 V, 16 A



Version	Colour	PU	EAN	Art. no.
3-way socket outlet for shock-proof plugs	Black	1	4011160604553	60455

4-way socket outlet

IP44



- Approved for use on construction sites and in agricultural applications
- with break-proof housing and eyelet for suspension
- with self-locking safety flap lids and hammer symbol
- For the connection of cables **up to max. 2.5 mm²**
- **IP44**: protected against foreign bodies and splash-proof
- 230 V, 16 A

Version	Colour	PU	EAN	Art. no.
4-way socket outlet for shock-proof plugs	Black	1	4011160606007	60600

Surface mounting switches and sockets



Technical data

- Robust thermoplastic housing
- Largely UV-resistant
- With automatic terminals
- Large space for comprehensive wiring
- For the connection of cables **up to max. 2.5 mm²**
- Colour: light grey/steel grey
- Tested in accordance with DIN VDE 0620-1
- **IP54**: protected against dust and splash-proof, suitable for damp locations and outdoor use



Surface mounting switches

IP54




Fig.	Version		PU	EAN	Art. no.
1	Changeover switch	with two cable entries	10	4011160624506	62450
2	Series switch	with two cable entries	10	4011160624513	62451
3	Changeover push button	with two cable entries	10	4011160624520	62452
4	Push button – illuminated	with two cable entries	10	4011160624537	62453
5	Emergency off switch for heating	with two cable entries	10	4011160624544	62454
6	Combination changeover switch and socket outlet		5	4011160624551	62455

Surface mounting sockets

IP54



Fig.	Version		PU	EAN	Art. no.
1	1-way socket	with two cable entries	10	4011160624605	62460
2	1-way socket	with two cable entries lockable	10	4011160624612	62461
3	2-way socket	with two cable entries vertical	5	4011160624629	62462
4	2-way socket	with two cable entries horizontal	5	4011160624636	62463
5	3-way socket	with three cable entries horizontal	3	4011160624643	62464







Plugs and sockets type C

Technical data

- For the connection of cables **up to max. 3G1.5**
- 2-pole with shock-proof contact, screw-fastened
- Colour: black
- 230 V, 10 A
- Tested in accordance with DIN VDE 0625, IEC 60320

Sockets type C



Fig.	Version	Type	PU	EAN	Art. no.
1	Device socket for appliances heating up to 70° C	 C13	1	4011160620812	62081
2	Device socket for appliances heating up to 70° C	 C19	1	4011160620850	62085
3	Device socket for appliances heating up to 120° C	 C15	1	4011160620829	62082
4	Device socket for appliances heating up to 155° C	 C15A	1	4011160620836	62083

Plugs type C



Version	Type	PU	EAN	Art. no.
Device plug for appliances heating up to 70° C	 C20	1	4011160620843	62084

Betteri® BC01 connector socket

IP68



- For single-phase micro inverter with Betteri® BC01 connection
- With screw connection for cables in 10-14 mm diameter (up to 4 mm²)
- 3-pole (L,N+PE)
- 230 V / max. 25 A
- -40°C to +85°C
- IP68: dust-tight and water pressure tight

Fig.	Version	PU	EAN	Art. no.
1	Betteri® BC01 connector socket	1	4011160620874	62087
2	End cap for Betteri BC01 connector socket	1	4011160620881	62088

Betteri® power cords on page 60.



Energy meters	90-95
---------------	-------

Inrush current limiters	96-97
-------------------------	-------

Energy meters & inrush current limiters

Energy meters

Our ROCO and MIXO energy meters are portable and are used to **record the amount of energy that is consumed**.

If the consumer does not have an installed measuring device to determine the amount of energy consumed, **the calibration authority specifies that an external measuring device may be** connected via a plug connector. Our energy meters guarantee the manipulation-proof recording of measured values. The energy meters feature either a **shock-proof plug or CEE plug** and the corresponding couplings and are suitable for various indoor and outdoor applications.

Analogue display: MID-compliant

ROCO and MIXO energy meters are fitted only with analogue displays complying with the specifications of the Measuring Instruments Directive (MID) 2014/32/EU.

Simple commissioning

To correctly record the measured values, connect the energy meter between power source and consumer. The energy measurement starts as soon as the consumer is switched on.



Power consumption and billing in the event of damage

Repairing water damage involves not only the renovation work on the building. In most cases, technical drying is also necessary in the tenant's or owner's property. This results in electricity costs due to the operation of the drying equipment used that must later be settled with the insurance company. Only energy meters that comply with calibration regulations may be used for the settlement with the insurance company.



Power consumption on the campsite

Avoid unpleasant surprises with the electricity bill at the end of your camping holiday by keeping a check on your power consumption at all times with the ROCO energy meter. Just connect the energy meter between energy column and motorhome to be able to check the meter reading at any time.





Electricity billing? It's easy with ROCO and MIXO energy meters!

In accordance with § 31 of the German Measurement and Calibration Act (MessEG), only energy meters complying with the calibration regulations may be used for electricity billing. ROCO and MIXO energy meters comply with the directives of the European Measuring Instruments Directive (MID) and are approved for electricity billing. The use of non-compliant energy meters for billing constitutes an offence punishable by a fine of up to EUR 50,000 (§ 60).

NEW

ROCO

energy meter, 1-phase

- 230 V, 16 A, max. 3.5 kW, 50 Hz
- Rated current 0.25-5 A (max. 45 A)
- Analogue display: 5+1 digits, readable at any time
- Display for max. 99,999.9 kWh
- Non-resettable analogue display
- MID-compliant and suitable for billing purposes
- Accuracy class B
- Operating temperature from -25°C to +55°C

✓ Cable strap

Sturdy, practical and safe.

For hanging up the energy meter in very wet rooms during the drying time.

✓ Energy meter housing

IP68: dust-tight and water pressure tight

Robust and compact construction

✓ Polyurethane cable

in blue safety colour

Cable with polyurethane outer sheath suitable for maximum mechanical stress, extremely weather-resistant; tear, cut and abrasion-resistant



ROCO energy meter, 1-phase



- Approved for insurance claims, campsites, construction sites and agricultural applications
- Integrated energy meter in a compact housing made of shatter-proof special plastic with a window for reading the analogue display
- MID-compliant and suitable for billing purposes
- AC meter, 1-phase
- Accuracy class B
- Analogue display: 5+1 digits, readable at any time
- Display for max. 99,999.9 kWh
- Non-resettable analogue display
- 230 V, 16 A, max. 3.5 kW, 50 Hz
- Rated current 0.25-5 A (max. 45 A)
- Operating temperature from -25°C to +55°C
- SDM 120 A, 230 V, 50 Hz
- Tested in accordance with DIN EN 50525-2, DIN VDE 0620-2-1, IEC 60309, IEC EN 50470-1
- IP44: protected against foreign bodies and splash-proof



ROCO 1 energy meter, 1-phase

- 1.5 m H07BQ-F 3G2.5 blue polyurethane cable with
- shock-proof plug and shock-proof connector with protective cap
- Including sturdy strap for hanging
- 230 V, 16 A, max. 3.5 kW

Input	Output	EAN	Art. no.
Shock-proof plug	Shock-proof connector	4011160617577	61757



ROCO 2 energy meter, 1-phase, with PRCD

- 1.5 m H07BQ-F 3G2.5 blue polyurethane cable with shock-proof plug and 30 mA RCD (approx. 30 cm from the plug)
- **RCD:** 30 mA rated residual current, undervoltage release, trigger time less than 30 ms, with function display
- 1.5 m H07BQ-F 3G2.5 blue polyurethane cable with shock-proof connector and protective cap
- Including sturdy strap for hanging
- 230 V, 16 A, max. 3.5 kW

Input	Output	EAN	Art. no.
Shock-proof plug and RCD	Shock-proof connector	4011160617546	61754



ROCO 3 energy meter, 1-phase, with voltage indicator

- 1.5 m H07BQ-F 3G2.5 blue polyurethane cable with
- 230 V, 16 A, 3-pole CEE with 'powerlight' voltage indicator, and 230 V, 16 A, 3-pole CEE connector with flap lid and 'powerlight' voltage indicator
- If the **red LED** on plug and connector lights up, the cable is live.
- Including sturdy strap for hanging
- 230 V, 16 A, max. 3.5 kW

Input	Output	EAN	Art. no.
CEE plugs	CEE connector	4011160617584	61758

Charging cables for electric vehicles with energy meters can be found in the E-Mobility section from page 235.



Energy meter, 3-phase

- Approved for insurance claims, construction sites and agricultural applications
- Tested in accordance with DIN EN 50525-2, IEC 60309, IEC EN 50470-1
- IP44: protected against foreign bodies and splash-proof



MIXO energy meter 400 V, 16 A or 32 A, 3-phase

IP44



- Integrated energy meter in housing made of shatter-proof special plastic with a window for reading the analogue display
- MID-compliant and suitable for billing purposes
- AC meter, 3-phase
- Accuracy class B
- Analogue display: 6+1 digits, readable at any time
- Display for max. 999,999.9 kWh
- Non-resettable analogue display
- Rated current 0.25-5 A (max. 80 A)
- Operating temperature from -25°C to +55°C
- 1.5 m H07RN-F Heavy-duty rubber power cable
- with CEE plug and CEE connector and protective cap at each end

Input / output	Cable	EAN	Art. no.
400 V / 16 A / 5-pole / max. 11 kW	H07RN-F 5G2.5	4011160617454	61745
400 V / 32 A / 5-pole / max. 22 kW	H07RN-F 5G6	4011160617461	61746

Charging cables for electric vehicles with energy meters can be found in the E-Mobility section from page 235.

Solid rubber multi socket outlet with 400 V, 63 A energy meter, 3-phase

IP44



- Multi socket outlet with built-in MID-compliant energy meter (3-phase)
- Suitable for billing purposes
- 3x 230/400 V AC; 5 (80) A
- Analogue display 6+1 digits, readable at any time
- Display for max. 999,999.9 kWh
- Non-resettable analogue display
- With CEE plug and CEE socket 400 V / 63 A / 5-pole
- 400 V, 63 A, approx. 43 kW

Input 400 V / 63 A	Output	EAN	Art. no.
2 m H07RN-F 5G16 with CEE plug	CEE socket	4011160608742	60874

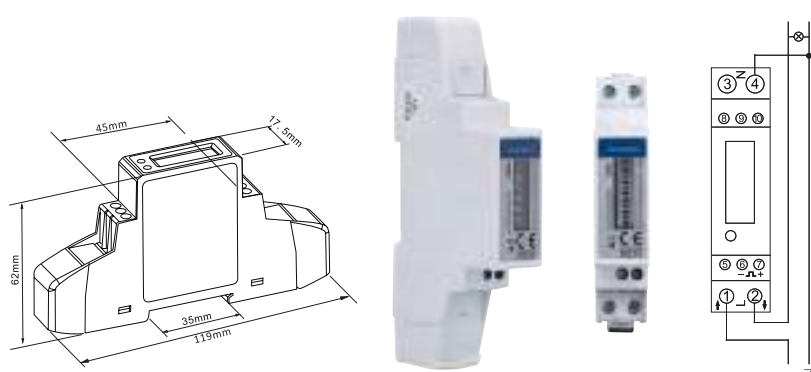
For easy self-assembly on top-hat rails

Energy meters

- Electricity metering that complies with calibration regulations for the settlement of insurance claims
- Also suitable for use on construction sites and in agricultural applications
- Top-hat rail mounting for easy self-assembly
- Tested in accordance with DIN EN 50525-2, IEC 60309, IEC EN 50470-1



230 V energy meter / rail-mounted device



- MID-compliant and suitable for billing purposes
- Accuracy class B
- Analogue display: 5+1 digits, readable at any time
- Display for max. 99,999.9 kWh
- Non-resettable analogue display
- Rated current 0.25-5 A (max. 45 A)
- Operating temperature from -30°C to +50°C
- SDM 120 A, 230 V, 50 Hz
- SO: 1000 pulses/kWh
- Dimensions H x W x D: 119 x 17.5 x 62 mm

Version	EAN	Art. no.
1-phase	4011160625114	62511

400 V energy meter / rail-mounted device



- MID-compliant and suitable for billing purposes
- Accuracy class B
- Analogue display: 6+1 digits, readable at any time
- Display for max. 999,999.9 kWh
- Non-resettable analogue display
- Rated current 0.25-5 A (max. 80 A)
- Operating temperature from -25°C to +55°C
- Dimensions H x W x D: 119 x 54 x 62 mm

Version	EAN	Art. no.
3-phase	4011160625121	62512



© skynesher

MIXO

inrush current limiter

Outstanding partner for your safety!

Inrush current limiters reduce current spikes that can occur when switching on electrical devices, thereby ensuring a continual supply of power on the construction site. They are normally used when working with welding equipment, angle grinders or circular saws, thereby helping to ensure safe working with heavy machinery.

When devices are switched on, there are temporarily very high inrush currents that can cause the fuse to blow. Inrush current limiters curb these temporary current spikes and reduce the value in order not to blow the fuse.

Areas of application:

Angle grinders, high-pressure cleaners, welding equipment, shredders, wood splitters, and similar devices with inductive components.

Please note: The inrush current limiter will not work if multiple devices are connected at the same time!


MIXO inrush current limiters



MIXO inrush current limiter 230 V/16 A

IP44



- Approved for use on construction sites and in agricultural applications
- Input: with shock-proof plug
- Output: with shock-proof socket outlet, splash-proof 
- Voltage: $U = 230 \text{ V AC}$, 50-60 Hz
- Suitable for 16 A circuit breakers with tripping characteristics B and C
- Max. switch-on frequency per minute: 2-15 (depending on consumption)
- Max. load capacity: 3500 W
- Tested in accordance with DIN EN 50525-2, DIN VDE 0620-2-1
- **IP44:** protected against foreign bodies and splash-proof

Heavy-duty rubber power cable

RN

Version	Colour	PU	EAN	Art. no.
1.5 m H07RN-F 3G1,5	Black/blue	1	4011160605338	60533

MIXO inrush current limiter 400 V/16 A

IP44



- Approved for use on construction sites and in agricultural applications
- Input: with CEE plug 400 V, 16 A, 5-pole
- Output: with CEE socket 400 V, 16 A, 5-pole
- Voltage: $U = 400 \text{ V AC}$, 50-60 Hz
- Suitable for 16 A circuit breakers with tripping characteristics C and D
- Max. switch-on frequency per minute: 1
- Max. load capacity: 11000 W
- Tested in accordance with DIN EN 50525-2, DIN VDE 0620-2-1, IEC 60309
- **IP44:** protected against foreign bodies and splash-proof

Heavy-duty rubber power cable

RN

Version	Colour	PU	EAN	Art. no.
1.5 m H07RN-F 5G1,5	Black/red	1	4011160607400	60740



Power cubes

100-101

Suspended distributors

102-103

Power cubes & suspended distributors

MIXO power cube



Technical data

- Housing made from shatterproof special plastic
- All power cubes are wired ready for connection
- Includes cable gland and chain with snap hooks
- Tested in accordance with DIN VDE 0620, IEC 60309
- **IP44:** protected against foreign bodies and splash-proof



Available with and without compressed air connection.



All power cubes without data socket have a practical multi-purpose hook on one side.

Legend

- Shock-proof socket outlet 230 V, 16 A, 2 PE
- CEE socket 400 V, 16 A, 5-pole
- CEE socket 400 V, 32 A, 5-pole
- Data connection 2x RJ45 Cat. 6 module IP67
- Compressed air connection NW 7.2



Art. no. 60731



Art. no. 60733



Art. no. 60734



Art. no. 60766



Art. no. 60764

MIXO power cube

IP44

Type	Output	For cable diameter	Weight	PU	EAN	Art. no.
I	4x shock-proof socket outlets 230 V, 16 A 	3 x 1.5 mm ² to 5 x 1.5 mm ²	1.3 kg	1	4011160607318	60731
II	4x shock-proof socket outlets 230 V, 16 A 1x CEE socket 400 V, 16 A, 5-pole 	5 x 1.5 mm ² to 5 x 2.5 mm ²	1.3 kg	1	4011160607332	60733
III	2x shock-proof socket outlets 230 V, 16 A 2x CEE sockets 400 V, 16 A, 5-pole 	5 x 2.5 mm ² to 5 x 4 mm ²	1.3 kg	1	4011160607356	60735
IV	3x CEE sockets 400 V, 16 A, 5-pole 	5 x 2.5 mm ² to 5 x 4 mm ²	1.3 kg	1	4011160607370	60737
V	3x CEE sockets 400 V, 32 A, 5-pole 	5 x 4 mm ² to 5 x 6 mm ²	1.3 kg	1	4011160607394	60739



Extension chain, sold by metre

	PU	EAN	Art. no.
Running metre Extension chain for suspending the power cube	1	4011160610707	61070

MIXO power cube



with compressed air connection

IP44

Type	Output	For cable diameter	Weight	PU	EAN	Art. no.
I+	4x shock-proof socket outlets 230 V, 16 A 	3 x 1.5 mm ² to 5 x 1.5 mm ²	1.3	1	4011160607325	60732
II+	4x shock-proof socket outlets 230 V, 16 A 1x CEE socket 400 V, 16 A, 5-pole 	5 x 1.5 mm ² to 5 x 2.5 mm ²	1.3	1	4011160607349	60734
III+	2x shock-proof socket outlets 230 V, 16 A 2x CEE sockets 400 V, 16 A, 5-pole 	5 x 2.5 mm ² to 5 x 4 mm ²	1.3	1	4011160607363	60736
IV+	3x CEE sockets 400 V, 16 A, 5-pole 	5 x 2.5 mm ² to 5 x 4 mm ²	1.3	1	4011160607387	60738
V+	3x CEE sockets 400 V, 32 A, 5-pole 	5 x 4 mm ² to 5 x 6 mm ²	1.3	1	4011160607301	60730
VI+	1x shock-proof socket outlet 230 V, 16 A 1x CEE socket 400 V, 16 A, 5-pole 1x CEE socket 400 V, 32 A, 5-pole 3x G fuses (10 A), non-resettable, time-delay T10 A, SPT 5x20 m 	5 x 4 mm ² to 5 x 6 mm ²	1.5	1	4011160607516	60751
VII+	2x CEE sockets 400 V, 16 A, 5-pole 1x CEE socket 400 V, 32 A, 5-pole 3x G fuses (10 A), non-resettable, time-delay T10 A, SPT 5x20 m 	5 x 4 mm ² to 5 x 6 mm ²	1.5	1	4011160607530	60753

MIXO power cube



with compressed air and data connection

IP44

Type	Output	For cable diameter	Weight	PU	EAN	Art. no.
II DAT+	4x shock-proof socket outlets 230 V, 16 A 1x CEE socket 400 V, 16 A, 5-pole 2 x RJ45 Cat. 6 module IP67 	5 x 1.5 mm ² to 5 x 2.5 mm ²	1.4	1	4011160607646	60764
III DAT+	2x shock-proof socket outlets 230 V, 16 A 2x CEE sockets 400 V, 16 A, 5-pole 2 x RJ45 Cat. 6 module IP67 	5 x 2.5 mm ² to 5 x 4 mm ²	1.7	1	4011160607660	60766
IV DAT+	3x CEE sockets 400 V, 16 A, 5-pole 2 x RJ45 Cat. 6 module IP67 	5 x 2.5 mm ² to 5 x 4 mm ²	1.4	1	4011160607684	60768
VI DAT+ without hook	1x shock-proof socket outlet 230 V, 16 A 1x CEE socket 400 V, 16 A, 5-pole 1x CEE socket 400 V, 32 A, 5-pole 2 x RJ45 Cat. 6 module IP67 3x G fuses (10 A), non-resettable, time-delay T10 A, SPT 5x20 m 	5 x 4 mm ² to 5 x 6 mm ²	1.6	1	4011160607813	60781

SOCKETS

ALWAYS AT THE RIGHT HEIGHT



Suspended distributors



Technical data

- Suspended distributors provide current in the correct amount right where it's needed
- Housing made from special plastic with handle or tool hook
- Includes 3 m stable galvanised steel link chain
- Tested in accordance with DIN VDE 0620-2-1
- 230 V, 16 A



WATZMANN





ZUGSPITZE

With 8 sockets:
four on the front and four
on the back.



Suspended distributors without compressed air supply

IP20/IP44

Type	Input	Output	PU	EAN	Art. no.
WATZMANN	3 m H05VV-F 3G1,5 PVC cable with shock-proof plug	2x 4 shock-proof socket outlets 230 V, 16 A, 2 PE open, IP20 	1	4011160609718	60971
ZUGSPITZE	3 m H07RN-F 3G1,5 Heavy-duty rubber power cable with shock-proof plug	2x 4 shock-proof socket outlets 230 V, 16 A, 2 PE with flap lids, IP44 	1	4011160609732	60973

CEE 400 V range

8

CEE plugs and connectors **106-108**

CEE sockets **109-110**

CEE extensions **111-115**

CEE construction site power combination
unit cabinets **116-121**

Cable bridges **122-123**

CEE construction site power combination
unit series M **124-129**

CEE multi socket outlets series S **130-133**

MIXO CEE adapters **134-137**

STECKY CEE power combination units **138-143**

FIXO CEE combination units **144-149**

CEE plugs and connectors 400 V



Technical data

- Tested in accordance with EN 60309 and VDE 0623
- **IP44:** protected against foreign bodies and splash-proof
- **IP67:** dust-proof and water-tight with temporary submersion

CEE plugs and connectors



IP44



- Latest generation high-quality plugs with impact-resistant, splash-proof polyamide housing
- Housing with threaded fastener
- With screw contact for cable connection
- Screw connection with seal
- Strain relief
- Made in Germany

Fig.	Version		PU	EAN	Art. no.
1	CEE plugs	400 V 16 A 5-pole 6 h	5	4011160614200	61420
1	CEE plugs	400 V 32 A 5-pole 6 h	5	4011160614224	61422
2	CEE connector	400 V 16 A 5-pole 6 h	5	4011160614255	61425
2	CEE connector	400 V 32 A 5-pole 6 h	5	4011160614279	61427
3	Phase inverter	400 V 16 A 5-pole 6 h	5	4011160614606	61460
3	Phase inverter	400 V 32 A 5-pole 6 h	5	4011160614613	61461

CEE plugs and connectors

IP44/IP67



- Latest generation high-quality connectors with impact-resistant, splash-proof polyamide housing
- Housing with threaded fastener and locking slide
- With screw contact for cable connection
- Screw connection with seal (IP67)
- Strain relief
- With rubberised grip surfaces
- Made in Germany

Fig.	Version		PU	EAN	Art. no.
1	CEE plugs	IP44 400 V 63 A 5-pole 6 h	5	4011160614231	61423
2	CEE plugs	IP67 400 V 125 A 5-pole 6 h	5	4011160614248	61424
3	CEE connector	IP44 400 V 63 A 5-pole 6 h	5	4011160614286	61428
4	CEE connector	IP67 400 V 125 A 5-pole 6 h	5	4011160614293	61429

CEE plugs and connectors 400 V



Technical data

- Tested in accordance with IEC 60309
- **IP44:** protected against foreign bodies and splash-proof
- **IP67:** dust-proof and water-tight with temporary submersion



CEE plugs, CEE connectors and CEE phase inverters

IP44/IP67

- With impact-resistant, splash-proof polyamide housing
- With screw contact for cable connection

Fig.	Version						PU	EAN	Art. no.
1	CEE plugs	IP44	400 V	16 A	5-pole	6 h	5	4011160604201	60420
1	CEE plugs	IP44	400 V	16 A	4-pole	6 h	5	4011160605703	60570
1	CEE plugs	IP44	400 V	32 A	5-pole	6 h	5	4011160604225	60422
1	CEE plugs	IP44	400 V	32 A	4-pole	6 h	5	4011160605727	60572
2	CEE plugs	IP67	400 V	63 A	5-pole	6 h	1	4011160604232	60423
3	CEE connector	IP44	400 V	16 A	5-pole	6 h	5	4011160604256	60425
3	CEE connector	IP44	400 V	16 A	4-pole	6 h	5	4011160605758	60575
3	CEE connector	IP44	400 V	32 A	5-pole	6 h	5	4011160604270	60427
3	CEE connector	IP44	400 V	32 A	4-pole	6 h	5	4011160605765	60576
4	CEE connector	IP67	400 V	63 A	5-pole	6 h	1	4011160604287	60428
5	CEE phase inverter	IP44	400 V	16 A	5-pole	6 h	5	4011160604607	60460
5	CEE phase inverter	IP44	400 V	32 A	5-pole	6 h	5	4011160604614	60461

CEE wall-mounted socket outlets and device sockets 400 V

Technical data

- Tested in accordance with DIN VDE 0620-2-1, IEC 60309
- **IP44**: protected against foreign bodies and splash-proof



CEE wall-mounted socket outlets

IP44



- CEE wall-mounted socket outlet with impact-resistant, splash-proof polyamide housing
- With screw connections

Fig.	Version				PU	EAN	Art. no.
1	CEE wall-mounted socket outlet	400 V	16 A 5-pole	6 h	5	4011160604300	60430
None	CEE wall-mounted socket outlet	400 V	16 A 4-pole	6 h	5	4011160605789	60578
1	CEE wall-mounted socket outlet	400 V	32 A 5-pole	6 h	5	4011160604324	60432
None	CEE wall-mounted socket outlet	400 V	32 A 4-pole	6 h	5	4011160605796	60579
2	CEE wall-mounted socket outlet	400 V	63 A 5-pole	6 h	1	4011160604348	60434

CEE wall-mounted socket outlets with shock-proof socket outlet

IP44



- CEE wall-mounted socket outlet with integrated shock-proof socket outlet
- With impact-resistant, splash-proof polyamide housing
- With screw connections

Fig.	Version				PU	EAN	Art. no.
1	CEE combi socket	400 V	16 A 5-pole	6 h	5	4011160604379	60437
2	CEE combi socket with G fuse 10 A	400 V	32 A 5-pole	6 h	5	4011160604386	60438

CEE panel-mounted sockets and plugs

IP44



- CEE panel-mounted sockets and plugs with impact-resistant, splash-proof polyamide housing
- With screw connections
- Flange dimensions: 75 x 75 mm
- Hole dimensions: 60 x 60 mm

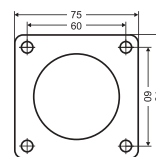


Fig.	Version				PU	EAN	Art. no.
1	CEE panel-mounted plug	400 V	16 A 5-pole	6 h	5	4011160604430	60443
1	CEE panel-mounted plug	400 V	32 A 5-pole	6 h	1	4011160604447	60444
2	CEE panel-mounted socket	400 V	16 A 5-pole	6 h	5	4011160604409	60440
2	CEE panel-mounted socket	400 V	32 A 5-pole	6 h	1	4011160604416	60441

CEE wall-mounted inlet

IP44



- CEE wall-mounted inlet with impact-resistant, splash-proof polyamide housing
- With screw connections

Version					PU	EAN	Art. no.
CEE wall-mounted inlet	400 V	16 A 5-pole	6 h		5	4011160604355	60435
CEE wall-mounted inlet	400 V	32 A 5-pole	6 h		5	4011160604362	60436

Test plugs for CEE sockets



The test plug is used for the **safe checking of the rotating field direction** in CEE sockets. In accordance with VDE 0100 § 31b 5, three-phase sockets must be connected such that there is a **clockwise rotating field** when looking at the sockets from the front in a clockwise direction. The **three indicator lights** on the test plug indicate a clockwise or anti-clockwise rotating field as well as indicating if a phase is missing.



Meaning of the indicator lights



Everything OK

Phases connected in the correct sequence. (direction of rotation right)



Everything OK

Phases not connected in the correct sequence. (direction of rotation left)
Change wiring if necessary.



Error

A phase is missing. Check wiring.



Error

Earth or neutral conductor not connected. Check wiring. (direction of rotation right)



Error

Earth or neutral conductor connected to phase. Check wiring.




Error

Earth or neutral conductor not connected. Check wiring. (direction of rotation left)

Connection and rotating field test plugs for CEE sockets

IP44



- With impact-resistant, splash-proof polyamide housing
- Tested in accordance with IEC 60309
- 400 V/16 A or 400 V/32 A

Fig.	Version	PU	EAN	Art. no.
1	16 A 5-pole 6 h	5	4011160614774	61477
2	32 A 5-pole 6 h	5	4011160614781	61478

CEE extensions



Safety

- Tested in accordance with IEC 60309, DIN EN 50525-2
- **IP44**: protected against foreign bodies and splash-proof

CEE construction site extensions

IP44

- CEE plug and CEE connector with flap lid
- Latest generation "Made in Germany" plugs and connectors
- 400 V, 5-pole, 6 h



Heavy-duty polyurethane power cable

BQ

16 A, approx. 11 kW	Colour	PU	EAN	Art. no.
10 m H07BQ-F 5G1,5	Orange	1	4011160595103	59510
10 m H07BQ-F 5G1,5 with phase inverter	Orange	1	4011160605659	60565
25 m H07BQ-F 5G1,5	Orange	1	4011160595257	59525
25 m H07BQ-F 5G1,5 with phase inverter	Orange	1	4011160605635	60563
10 m H07BQ-F 5G2,5	Orange	1	4011160596100	59610
10 m H07BQ-F 5G2,5 with phase inverter	Orange	1	4011160605642	60564
25 m H07BQ-F 5G2,5	Orange	1	4011160596254	59625
25 m H07BQ-F 5G2,5 with phase inverter	Orange	1	4011160605628	60562

32 A, approx. 22 kW	Colour	PU	EAN	Art. no.
10 m H07BQ-F 5G4	Orange	1	4011160596261	59626
10 m H07BQ-F 5G4 with phase inverter	Orange	1	4011160596469	59646
25 m H07BQ-F 5G4	Orange	1	4011160596278	59627
25 m H07BQ-F 5G4 with phase inverter	Orange	1	4011160596476	59647
50 m H07BQ-F 5G4	Orange	1	4011160596285	59628
50 m H07BQ-F 5G4 with phase inverter	Orange	1	4011160596483	59648
10 m H07BQ-F 5G6	Orange	1	4011160596292	59629
10 m H07BQ-F 5G6 with phase inverter	Orange	1	4011160596490	59649
25 m H07BQ-F 5G6	Orange	1	4011160596230	59623
25 m H07BQ-F 5G6 with phase inverter	Orange	1	4011160596438	59643
50 m H07BQ-F 5G6	Orange	1	4011160596247	59624
50 m H07BQ-F 5G6 with phase inverter	Orange	1	4011160596445	59644

CEE construction site retractable spiral cords

IP44

- Retractable spiral cord with high-quality CEE plug and CEE connector with flap lid
- Latest generation "Made in Germany" plugs and connectors
- Basic length approx. 1 m, flexibly elastic up to 5 m, retracts again automatically
- Remains highly flexibly even with continual use
- 400 V, 5-pole, 6 h



Heavy-duty polyurethane power cable

BQ

16 A, approx. 11 kW	extendable	Colour	PU	EAN	Art. no.
1 m H07BQ-F 5G1,5	up to 5 m	Orange	1	4011160704161	70416
1 m H07BQ-F 5G2,5	up to 5 m	Orange	1	4011160704192	70419



Heavy-duty polyurethane power cable

BQ

BQ cables have a rubber conductor insulation and are coated with **polyurethane in an orange safety** colour. They are **oil-resistant**, extremely **abrasion-resistant** and permissible for use at temperatures **from -40 to 80°C**. They are particularly well-suited to use on construction sites and in industrial applications, in **dry, damp or wet environments**, in industrial water and outdoors, as well as in agricultural sites and areas with a high risk of fire. They are suitable for **long-term outdoor use**.

CEE extensions



Safety

- Tested in accordance with IEC 60309, DIN EN 50525-2
- **IP44**: protected against foreign bodies and splash-proof

CEE high-voltage current extensions

IP44

- Approved for use on construction sites and in agricultural applications
- With high-quality CEE plug and CEE connector with flap lid
- Latest generation "Made in Germany" plugs and connectors
- 400 V, 5-pole, 6 h



Heavy-duty rubber power cable

RN

16 A, approx. 11 kW	Colour	PU	EAN	Art. no.
5 m H07RN-F 5G1,5	Black	1	4011160612053	61205
5 m H07RN-F 5G1,5 with phase inverter	Black	1	4011160605956	60595
10 m H07RN-F 5G1,5	Black	1	4011160603662	60366
10 m H07RN-F 5G1,5 with phase inverter	Black	1	4011160605666	60566
25 m H07RN-F 5G1,5	Black	1	4011160603686	60368
25 m H07RN-F 5G1,5 with phase inverter	Black	1	4011160605680	60568
50 m H07RN-F 5G1,5	Black	1	4011160605123	60512
5 m H07RN-F 5G2,5	Black	1	4011160613609	61360
5 m H07RN-F 5G2,5 with phase inverter	Black	1	4011160613647	61364
10 m H07RN-F 5G2,5	Black	1	4011160610103	61010
10 m H07RN-F 5G2,5 with phase inverter	Black	1	4011160605178	60517
25 m H07RN-F 5G2,5	Black	1	4011160610158	61015
25 m H07RN-F 5G2,5 with phase inverter	Black	1	4011160605482	60548
50 m H07RN-F 5G2,5	Black	1	4011160610172	61017
50 m H07RN-F 5G2,5 with phase inverter	Black	1	4011160610936	61093



32 A, approx. 22 kW	Colour	PU	EAN	Art. no.
1.6 m H07RN-F 5G4	Black	1	4011160610974	61097
5 m H07RN-F 5G4	Black	1	4011160613050	61305
5 m H07RN-F 5G4 with phase inverter	Black	1	4011160613067	61306
10 m H07RN-F 5G4	Black	1	4011160610271	61027
10 m H07RN-F 5G4 with phase inverter	Black	1	4011160605499	60549
25 m H07RN-F 5G4	Black	1	4011160610257	61025
25 m H07RN-F 5G4 with phase inverter	Black	1	4011160605185	60518
50 m H07RN-F 5G4	Black	1	4011160610264	61026
50 m H07RN-F 5G4 with phase inverter	Black	1	4011160605215	60521
5 m H07RN-F 5G6	Black	1	4011160613357	61335
5 m H07RN-F 5G6 with phase inverter	Black	1	4011160613364	61336
10 m H07RN-F 5G6	Black	1	4011160610318	61031
10 m H07RN-F 5G6 with phase inverter	Black	1	4011160610387	61038
25 m H07RN-F 5G6	Black	1	4011160610288	61028
25 m H07RN-F 5G6 with phase inverter	Black	1	4011160605192	60519
50 m H07RN-F 5G6	Black	1	4011160610349	61034
50 m H07RN-F 5G6 with phase inverter	Black	1	4011160605130	60513



CEE extensions



Safety

- Tested in accordance with IEC 60309, DIN EN 50525-2



CEE extension cables



IP44/IP67

- Approved for use on construction sites and in agricultural applications
- With high-quality CEE plug and CEE connector with flap lid
- Extremely robust, impact-resistant and excellent grip thanks to the unique rubberised finish on the grip surfaces
- **IP44**: protected against foreign bodies and splash-proof
- **IP67**: dust-proof and water-tight with temporary submersion
- 400 V, 5-pole, 6 h

Heavy-duty rubber power cable

RN

Fig.	63 A, approx. 43 kW, IP44	Colour	PU	EAN	Art. no.
1	10 m H07RN-F 5G16	Black	1	4011160610394	61039
1	25 m H07RN-F 5G16	Black	1	4011160610400	61040
1	50 m H07RN-F 5G16	Black	1	4011160610417	61041

Fig.	125 A, approx. 86 kW, IP67	Colour	PU	EAN	Art. no.
2	25 m H07RN-F 5G35	Black	1	4011160610806	61080
2	50 m H07RN-F 5G35	Black	1	4011160610813	61081

ROBUST PVC CABLE FOR OUTDOOR USE

You will find numerous products in our range.





CEE extensions



Technical data

- Tested in accordance with IEC 60309, ÖVE E8241-55
- **IP44**: protected against foreign bodies and splash-proof



CEE extension cables

IP44

- CEE plug and CEE connector with flap lid
- Latest generation "Made in Germany" plugs and connectors
- 400 V, 5-pole, 6 h

With PVC cable

N07



16 A, approx. 11 kW

	PU	EAN	Art. no.
10 m AT-N07V3V3-F 5G1,5	1	4011160607110	60711
10 m AT-N07V3V3-F 5G1,5 with phase inverter	1	4011160607127	60712
25 m AT-N07V3V3-F 5G1,5	1	4011160607158	60715
25 m AT-N07V3V3-F 5G1,5 with phase inverter	1	4011160607165	60716
10 m AT-N07V3V3-F 5G2,5	1	4011160607134	60713
10 m AT-N07V3V3-F 5G2,5 with phase inverter	1	4011160607141	60714
25 m AT-N07V3V3-F 5G2,5	1	4011160607172	60717
25 m AT-N07V3V3-F 5G2,5 with phase inverter	1	4011160607189	60718
50 m AT-N07V3V3-F 5G2,5	1	4011160607219	60721

32 A, approx. 22 kW

	PU	EAN	Art. no.
10 m AT-N07V3V3-F 5G4	1	4011160607059	60705
10 m AT-N07V3V3-F 5G4 with phase inverter	1	4011160607080	60708
25 m AT-N07V3V3-F 5G4	1	4011160607264	60726
25 m AT-N07V3V3-F 5G4 with phase inverter	1	4011160607066	60706
50 m AT-N07V3V3-F 5G4	1	4011160607271	60727
50 m AT-N07V3V3-F 5G4 with phase inverter	1	4011160607073	60707
25 m AT-N07V3V3-F 5G6	1	4011160607714	60771
25 m AT-N07V3V3-F 5G6 with phase inverter	1	4011160607721	60772



PVC cable AT-N07V3V3-F

The outer sheath and individual conductors of the AT-N07V3V3-F cables are made of cold-resistant polyvinyl chloride (PVC) and are approved for **temperature ranges of -35°C to +70°C**. They are resistant to **acid and oil, weather-proof, abrasion-resistant and highly flexible**. Suitable for connecting operating materials on construction sites, in **dry and damp rooms**, as well as outdoors and in potentially explosive atmospheres.

An overview of all details

Construction site power combination unit
in a stable, **lockable** steel cabinet
with **galvanised components** and
with **hammer finish enamel**.



Stable, foldable **lifting eyes**



Safety chain



Door lock



Foldable **transport handles**
on both sides of the housing



Swivelling **installation plate**
with travel limitation



Welded frame with
stable **strain relief**



Hot-dip galvanised frame with
fastening straps for earth spikes



Easily accessible **earthing screw**

CEE construction site power combination unit cabinets

A construction site power combination unit is a **mobile switching and connection device for the supply of power** on construction sites. **All types of** machinery and devices must always be connected via a construction site power combination unit for use on a construction site. This is the only device that has the necessary safeguards consisting of both an **earthing mechanism** and a **residual current device (RCD)**.

DIN VDE 0100-704 standard amendment 2018:

With our construction site power combination units, you can be sure that you're complying with the state of the art.



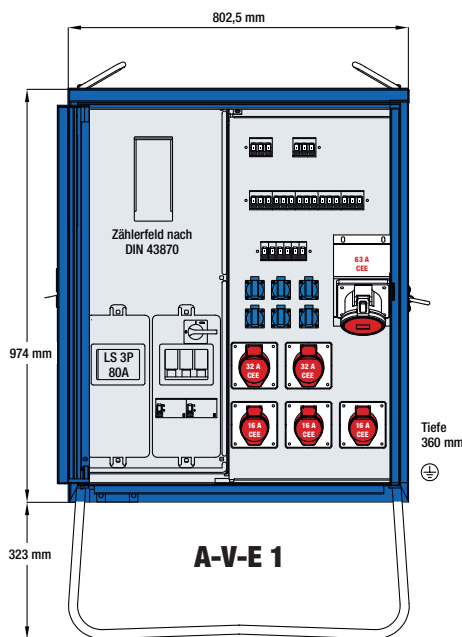
A-V-E cabinets connection, distributor, end distributor

CEE construction site power combination unit

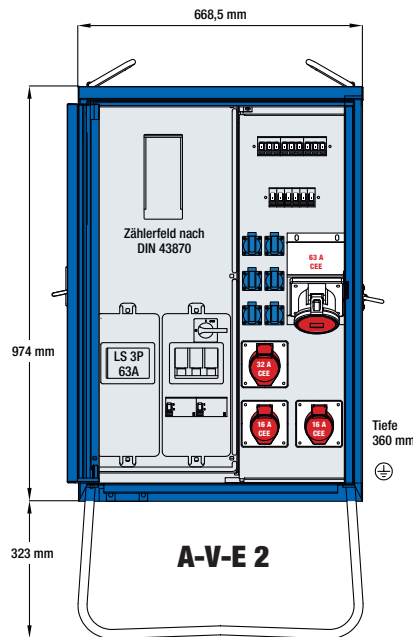


Technical data

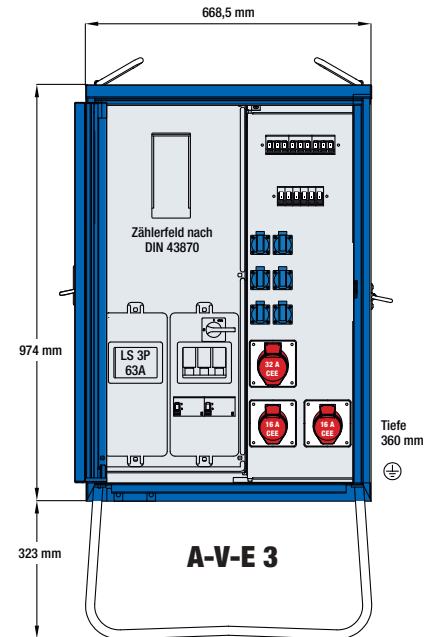
- Construction site power combination unit in a stable steel cabinet painted with a blue paint free from heavy metals
- Lockable single door with spring-loaded bolt for padlock and recessed grip
- With transport grips on the side, two lifting eyes at the top, strain relief rail, fastening straps for earth spikes and earthing screw
- **DS meter board in accordance with DIN 43870/2** available: Meter not included with the delivery
- Tested in accordance with DIN EN 61439, compliant with DIN VDE 0100-704
- **IP44:** with closed door, IP21: with open door



A-V-E 1



A-V-E 2



A-V-E 3

A-V-E cabinets

A-V-E 1 55 kVA

Input

Cable insertion M63 with strain relief up to max. 50 mm²

Connection protective device:

1× NH00 fuse switch with 100 A with U-clamp terminal 10-50mm²

Output

1x CEE socket 400 V, 63 A, 5-pole
2x CEE sockets 400 V, 32 A, 5-pole
3x CEE sockets 400 V, 16 A, 5-pole
6x shock-proof socket outlets 230 V, 16 A



Output protective device

1x MCB 3P 80A with thermal-magnetic trigger
1x RCD 63 A, 4-pole, 300 mA, type B, all-current-sensitive
1x RCD 63 A, 4-pole, 30 mA, type B, all-current-sensitive
1x MCB D 50 A, 3-pole
1x MCB C 50 A, 3-pole
2x MCB C 32 A, 3-pole
3x MCB C 16 A, 3-pole
6x MCB C 16 A, 1-pole

A-V-E 2 44 kVA

Input

Cable insertion M63 with strain relief up to max. 50 mm²

Connection protective device:

1× NH00 fuse switch with 80 A with U-clamp terminal 10-50mm²

Output

1x CEE socket 400 V, 63 A, 5-pole
1x CEE socket 400 V, 32 A, 5-pole
2x CEE sockets 400 V, 16 A, 5-pole
6x shock-proof socket outlets 230 V, 16 A



Output protective device

1x MCB 3P 63A with thermal-magnetic trigger
1x RCD 63 A, 4-pole, 300 mA, type B, all-current-sensitive
1x RCD 63 A, 4-pole, 30 mA, type B, all-current-sensitive
1x MCB C 32 A, 3-pole
2x MCB C 16 A, 3-pole
6x MCB C 16 A, 1-pole

A-V-E 3 44 kVA

Input

Cable insertion M63 with strain relief up to max. 50 mm²

Connection protective device:

1× NH00 fuse switch with 80 A with U-clamp terminal 10-50mm²

Output

1x CEE socket 400 V, 32 A, 5-pole
2x CEE sockets 400 V, 16 A, 5-pole
6x shock-proof socket outlets 230 V, 16 A



Output protective device

1x MCB 3P 63A with thermal-magnetic trigger
1x RCD 63 A, 4-pole, 30 mA, type B, all-current-sensitive
1x RCD 40 A, 4-pole, 30 mA, type A, positive-current-sensitive
1x MCB C 32 A, 3-pole
2x MCB C 16 A, 3-pole
6x MCB C 16 A, 1-pole

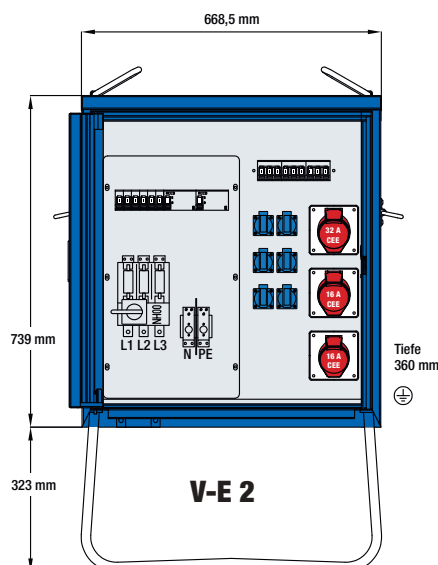
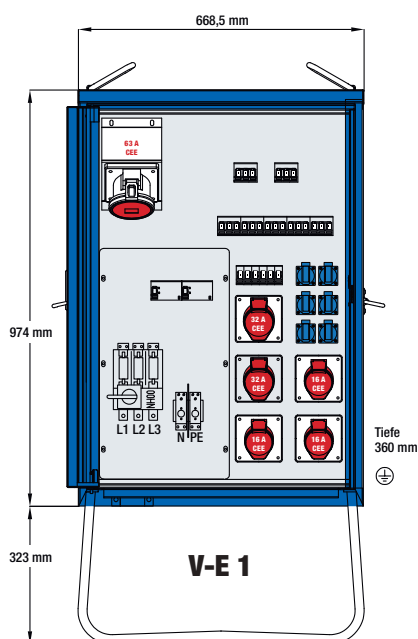
DIN VDE 0100-704 standard amendment 2018: Are up complying with the state of the art? We are.

As of 2020, the new standard must be complied with when a construction site is first set up or if any changes are made to the power combination unit while the construction site is in operation.

All of our construction site power combination units comply with user standard DIN VDE 0100-704. So you're always on the safe side.

Section 704.537.101 also states:

"Fixed connected construction site power combination units with sockets must contain devices for disconnecting the feed, which can be locked to prevent switch-on and which can be used by laypersons. A lockable cover is not sufficient."



V-E cabinets

V-E 1 55 kVA

Input

Cable insertion M63 with strain relief up to max. 50 mm²

Connection protective device:
1x MCB 3P 80A
with thermal-magnetic trigger
with box terminals 10-50 mm²

Output

1x CEE socket 400 V, 63 A, 5-pole
2x CEE sockets 400 V, 32 A, 5-pole
3x CEE sockets 400 V, 16 A, 5-pole
6x shock-proof socket outlets 230 V, 16 A



Output protective device

1x RCD 63 A, 4-pole, 300 mA, type B, all-current-sensitive
1x RCD 63 A, 4-pole, 30 mA, type B, all-current-sensitive
1x MCB D 63 A, 3-pole
1x MCB C 63 A, 3-pole
2x MCB C 32 A, 3-pole
3x MCB C 16 A, 3-pole
6x MCB C 16 A, 1-pole

V-E 2 44 kVA

Input

Cable insertion M63 with strain relief up to max. 50 mm²

Connection protective device:
1x MCB 3P 63A
with thermal-magnetic trigger
with box terminals 10-50 mm²

Output

1x CEE socket 400 V, 32 A, 5-pole
2x CEE sockets 400 V, 16 A, 5-pole
6x shock-proof socket outlets 230 V, 16 A



Output protective device

1x RCD 63 A, 4-pole, 30 mA, type B, all-current-sensitive
1x RCD 40 A, 4-pole, 30 mA, type A, positive-current-sensitive
1x MCB C 32 A, 3-pole
2x MCB C 16 A, 3-pole
6x MCB C 16 A, 1-pole

DIN VDE 0100-704 standard amendment 2018: Are up complying with the state of the art? We are.

As of 2020, the new standard must be complied with when a construction site is first set up or if any changes are made to the power combination unit while the construction site is in operation.

All of our construction site power combination units comply with user standard DIN VDE 0100-704. So you're always on the safe side.

Section 704.537.101 also states:

"Fixed connected construction site power combination units with sockets must contain devices for disconnecting the feed, which can be locked to prevent switch-on and which can be used by laypersons. A lockable cover is not sufficient."



Accessories for CEE construction site power combination units



CEE extension cables, sold by metre



- Approved for use on construction sites and in agricultural applications
- Flexible, with earth conductor with 5G
- Available by the metre (running metre) in your required length
- EU product



Heavy-duty rubber power cable

RN

Version		Colour	PU	EAN	Art. no.
Running metre H07RN-F 4X16	400 V, 63 A	Black	1	4011160100871	10087
Running metre H07RN-F 4X25	400 V, 125 A	Black	1	4011160100918	10091
Running metre H07RN-F 4X35	400 V, 125 A	Black	1	4011160100895	10089
Running metre H07RN-F 5G16	400 V, 63 A	Black	1	4011160100505	10050
Running metre H07RN-F 5G25	400 V, 125 A	Black	1	4011160100758	10075
Running metre H07RN-F 5G35	400 V, 125 A	Black	1	4011160100765	10076

Earthing cables



- Approved for use on construction sites and in agricultural applications
- End 1: with eyelet A8 / 16 mm²
- End 2: with eyelet A10 / 16 mm²



Version	Colour	PU	EAN	Art. no.
3 m H07V-K 16	Green/yellow	1	4011160708695	70869

Earth terminal for earthing rod



- M10, simple
- For round conductors up to 10 mm in diameter

Version	PU	EAN	Art. no.
Earth terminal for earthing rod	1	4011160201172	20117

Earthing rod/cross-earther



- Made from hardened steel
- With eyelet in the head area (1x 13mm diameter, 2x 11mm diameter)
- Cross profile 50 x 50 x 3 mm

Version	PU	EAN	Art. no.
1.5 m tall earthing rod/cross-earther	1	4011160105104	10510
2 m tall earthing rod/cross-earther	1	4011160105098	10509

Solid rubber cable bridges




- Used to protect cables, hoses and pipes on the construction site.
- Cable bridges make it easier to cross the laid cables and help to prevent tripping accidents on the construction site
- Made from non-conductive and robust solid rubber in black/yellow signal colour
- Extremely non-slip surface thanks to the solid rubber material and the surface structure
- The material is UV-resistant and high-heat resistant, as well as resistant to acid and alkalis
- Very stable support on the surface thanks to the high tare weight of the cable bridges
- Suitable for being driven on by heavy-duty traffic of up to 10 t or 20 t axle load, max. drive-over speed 10 km/h
- Simple connection system allows for unlimited extension of the cable bridges



1 channel, straight

1 channel	Dimensions L x W x H (mm)	Channel size per channel (mm)	Connecting pin integrated	Weight (kg)	PU	EAN	Art. no.
Straight	1040 x 135 x 20	35 x 15	Yes	2.0	1	4011160632112	63211

Max. load capacity 10 t, not suitable for heavy-duty traffic



2 channel, straight




2 channel, curved 45°



2 channel, end piece

2 channel	Dimensions L x W x H (mm)	Channel size per channel (mm)	Connecting pin integrated	Weight (kg)	PU	EAN	Art. no.
Straight	1020 x 245 x 45	32 x 32	Yes	7.5	1	4011160632259	63225
Curve 45°	420 x 245 x 40	32 x 32	Yes	4.0	1	4011160632266	63226
End piece	150 x 245 x 40	32 x 32	Yes	2	1	4011160632273	63227

Cable bridges



**2 channel MAXI,
straight**

2 channel MAXI	Dimensions L x W x H (mm)	Channel size per channel (mm)	Connecting pin integrated	Weight (kg)	PU	EAN	Art. no.
Straight	885 x 580 x 88	95 x 75	Yes	18.5	1	4011160632280	63228



5 channel, straight



5 channel, curved 30°



5 channel, end piece

5 channel	Dimensions L x W x H (mm)	Channel size per channel (mm)	Connecting pin integrated	Weight (kg)	PU	EAN	Art. no.
Straight	880 x 480 x 46	35 x 32	Yes	11.5	1	4011160632556	63255
Curve 30°	500 x 300 x 50	40 x 40	Yes	3.2	1	4011160632563	63256
End piece	200 x 300 x 50	40 x 40	Yes	4.4	1	4011160632570	63257



You can find the right versions for any application on the following pages.

RCD type B all-current-sensitive

versions available on request.

Further information can be found on the following pages.



Portable CEE construction site power combination units made from solid rubber



Solid rubber power combination units are specially designed for **harsh construction site use**.

They are characterised by their outstanding **quality, dimensional stability and durability**. They are of particular use in areas with extreme **mechanical and/or chemical loads**: aggressive acids or cleaning agents, high mechanical forces, wide range of temperature conditions or similar. Even **heavy impacts** do not affect the shape or function of the units.

Plug systems **from different European countries** can be used without any problems. **Just get in touch.**



RCD \approx Residual Current Device

What are residual current devices used for?

A residual current device provides protection against unacceptably high touch currents.

They are designed to protect people from electrical accidents and also to prevent the risk of fire.

How does an RCD work?

An RCD disconnects the monitored circuit from the rest of the network when a certain residual current is exceeded. Residual currents occur, for example, when a fault current flows through the human body or via defective insulation. The RCD compares the level of the outgoing current with that of the returning current. In an intact system, the sum of all currents flowing through the RCD must be zero. If this is not the case, the RCD intervenes.

What is the correct term for it?

In the EU, the English term RCD (Residual Current Protective Device) is well established. In general German usage, the terms “FI-Schutzschalter” or “FI-Schalter” for short are also commonly used (F = fault, I = formula symbol for electric current).

Is RCD protection mandatory?

In Germany, an RCD with a rated residual current of max. 30 mA is mandatory for all circuits that have socket outlets and whose rated current does not exceed 16 A. On construction sites, additional protection must be provided for all socket circuits with a rated current of up to 32 A and on agricultural and horticultural premises, regardless of their rated current.

What standards apply on construction sites?

Electrical operating materials used on commercial construction sites is subject to the DIN VDE 0100 standard.

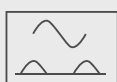
The German Employer's Liability Insurance Association for the Construction Industry (Berufsgenossenschaft BAU) has regulated in detail what operating materials must be protected in which way in order to ensure the highest possible protection for the user. Part 0100-704 specifies the “Requirements for special types of premises, rooms and installations - construction sites”.

RCD types

RCDs are differentiated in terms of their suitability for detecting different types of residual currents. Type A RCDs are residual current devices that are independent of mains voltage and only respond to sinusoidal AC residual currents and pulsating DC residual currents. They must not be connected upstream in circuits with electronic operating materials, as this may impair their function. Type B RCDs must be installed for this application, as they also protect against smooth DC fault currents or higher frequency harmonic currents.

Type A

sensitive to alternating and/or pulsating current



Sinusoidal alternating currents
pulsating direct currents

Type B

all-current-sensitive



Sinusoidal alternating currents
Pulsating direct currents
Smooth directcurrents

DIN VDE 0100-704 standard amendment 2018

Are you complying with the state of the art?
We are.

All power combination units can also be
supplied with a type B RCD on request.



STANDARD DIN VDE 0100-704

New guidelines for the use of type B RCDs all-current-sensitive

Practical implications of the requirements of DIN VDE 0100-704 when setting up construction sites.

In accordance with the standard, three-phase sockets up to and including 63 A must be protected with a type B residual current device (RCD) as per EN 62423. Shock-proof socket outlets and three-phase sockets ≥ 125 A are excluded, provided that no consumers with frequency converters are operated on them.

The requirements of this Part apply to electrical installations for construction and demolition work, which are used during the construction or demolition work and are to be taken out of service after completion of the work. The requirements are applicable to fixed and mobile installations.

Areas of application

An amendment to the standard came into force in 2018. The transition period in relation to the amendment of the standard expired on 18 May 2021. Since then, **only electrical operating materials with type B RCDs (all-current-sensitive) may be used** on construction sites in the following cases:

- Construction site power combination units, cranes in industry and trade, pipe trace heating systems Electrical operating materials on construction and assembly sites in accordance with DGUV Information 203-006 formerly: BGI/GUV-I 608
- Frequency converter with three-phase connection
- Single-phase frequency converter with step-up converter (PFC stage)
- For feedback of direct current, e.g. welding machines
- Speed-controlled machine tools (milling machines, grinding machines, lathes)
- Control systems for roller doors, elevators and escalators

Other areas of application

- Charging station for electric cars
- Photovoltaic systems and UPS systems
- Heat pumps and HVAC installations
- Training rooms with experimental facilities, experimental equipment in laboratories
- Medical equipment, e.g. X-ray machines
- Data centres

Portable solid rubber CEE construction site power combination unit series M

Technical data

- Extremely sturdy solid rubber housing, stackable for extremely space-saving storage
- Closed lower section of housing with 77 mm ground clearance to prevent water ingress
- Easy switching of the panel-mounted sockets
- Housing lid with stainless steel quick fastenings
- Touch-safe even when the lid is open – in accordance with BGV [German trade association provisions] A2
- Fuses are particularly well-protected due to their internal installation
- Additional safety can be achieved with an optional screw or padlock
- Tested in accordance with DIN VDE 0620-2-1, IEC 60309, DIN EN 50525-2
- **IP44:** protected against foreign bodies and splash-proof



M1 input **16 A**, approx. 11 kW



Device plug connection
CEE 400 V, 16 A, 5-pole

Output

4x shock-proof socket outlets 230 V, 16 A
2x CEE sockets 400 V, 16 A, 5-pole



Protection

1x RCD 40 A, 4-pole, 30 mA, type A

EAN 4011160605505
Art. no. 60550



M2 input **32 A**, approx. 22 kW



CEE plug
400 V, 32 A, 5-pole
with 2 m H07RN-F 5G6
Heavy-duty rubber cable

Output

4x shock-proof socket outlets 230 V, 16 A
2x CEE sockets 400 V, 16 A, 5-pole
1x CEE socket 400 V, 32 A, 5-pole



Protection

2x circuit breaker C 16 A, 1-pole
2x circuit breaker C 16 A, 3-pole

EAN 4011160605529
Art. no. 60552



M3 input **32 A**, approx. 22 kW



CEE plug
400 V, 32 A, 5-pole
with 2 m H07RN-F 5G6
Heavy-duty rubber power cable

Output

4x shock-proof socket outlets 230 V, 16 A
1x CEE socket 400 V, 16 A, 5-pole
1x CEE socket 400 V, 32 A, 5-pole



Protection

1x RCD 40 A, 4-pole, 30 mA, type A
2x circuit breaker C 16 A, 1-pole
1x circuit breaker C 16 A, 3-pole

EAN 4011160605543
Art. no. 60554



M4 input **32 A**, approx. 22 kW



CEE plug
400 V, 32 A, 5-pole
with 2 m H07RN-F 5G6
Heavy-duty rubber power cable

Output

3x shock-proof socket outlets 230 V, 16 A
2x CEE sockets 400 V, 16 A, 5-pole
1x CEE socket 400 V, 32 A, 5-pole



Protection

1x RCD 40 A, 4-pole, 30 mA, type A
3x circuit breaker C 16 A, 1-pole
1x circuit breaker C 16 A, 3-pole

EAN 4011160605550
Art. no. 60555



M5 input **32 A**, approx. 22 kW



CEE plug
400 V, 32 A, 5-pole
with 2 m H07RN-F 5G6
Heavy-duty rubber power cable

Output

3x shock-proof socket outlets 230 V, 16 A
1x CEE socket 400 V, 16 A, 5-pole
2x CEE sockets 400 V, 32 A, 5-pole




Protection

1x RCD 40 A, 4-pole, 30 mA, type A
3x circuit breaker C 16 A, 1-pole
1x circuit breaker C 16 A, 3-pole

EAN 4011160605512
Art. no. 60551



Portable CEE construction site power combination units Series M



Versions with **all-current-sensitive RCD type B** available on request.

Further information can be found from page 126.

M6 input **63 A**, approx. 43 kW



CEE plug
400 V, 63 A, 5-pole
with 2 m H07RN-F 5G16
Heavy-duty rubber power cable

Output


3x shock-proof socket outlets 230 V, 16 A
3x CEE sockets 400 V, 16 A, 5-pole
3x CEE sockets 400 V, 32 A, 5-pole



Protection

1x RCD 63 A, 4-pole, 30 mA, type A
3x circuit breaker C 32 A, 3-pole
3x circuit breaker C 16 A, 3-pole
2x circuit breaker C 16 A, 1-pole

EAN 4011160605611
Art. no. 60561



M63 input **63 A**, approx. 43 kW



CEE plug
400 V, 63 A, 5-pole
with 2 m H07RN-F 5G16
Heavy-duty rubber power cable

Output

3x shock-proof socket outlets 230 V, 16 A
2x CEE sockets 400 V, 16 A, 5-pole
1x CEE socket 400 V, 32 A, 5-pole
1x CEE socket 400 V, 63 A, 5-pole



Protection

1x RCD 63 A, 4-pole, 30 mA, type A
1x circuit breaker C 32 A, 3-pole
2x circuit breaker C 16 A, 3-pole
3x circuit breaker C 16 A, 1-pole

EAN 4011160615627
Art. no. 61562



Multi socket outlets Series S

with solid rubber housing



NOT FOUND THE RIGHT VERSION?
















We can make CEE multi socket outlets to meet your specific requirements extremely quickly. Just get in touch!

Solid rubber multi socket outlets series S



Technical data

- Housing made from extremely robust solid rubber
- Versions with various inputs and outputs for heavy-duty construction site use
- Tested in accordance with DIN VDE 0620-2-1, IEC 60309, DIN EN 50525-2
- **IP44:** protected against foreign bodies and splash-proof

S1	Input 16 A, approx. 3.6 kW	Output	Protection	
	Solid rubber shock-proof plug 230 V, 16 A with 2 m H07RN-F 3G2,5 Heavy-duty rubber cable	6x shock-proof socket outlets 230 V, 16 A 	None	EAN 4011160605567 Art. no. 60556
S1+	Input 16 A, approx. 3.6 kW	Output	Protection	
	Solid rubber shock-proof plug 230 V, 16 A with 2 m H07RN-F 3G2,5 Heavy-duty rubber cable	6x shock-proof socket outlets 230 V, 16 A 	1x RCD 25 A, 2-pole, 30 mA, type A	EAN 4011160608124 Art. no. 60812
S2	Input 16 A, approx. 11 kW	Output	Protection	
	CEE plug 400 V, 16 A, 5-pole with 2 m H07RN-F 5G2,5 Heavy-duty rubber cable	6x shock-proof socket outlets 230 V, 16 A 	None	EAN 4011160608544 Art. no. 60854
S2+	Input 16 A, approx. 11 kW	Output	Protection	
	CEE plug 400 V, 16 A, 5-pole with 2 m H07RN-F 5G2,5 Heavy-duty rubber cable	6x shock-proof socket outlets 230 V, 16 A 	1x RCD 40 A, 4-pole, 30 mA Type A	EAN 4011160608094 Art. no. 60809
S3	Input 16 A, approx. 11 kW	Output	Protection	
	CEE plug 400 V, 16 A, 5-pole with 2 m H07RN-F 5G2,5 Heavy-duty rubber cable	3x shock-proof socket outlets 230 V, 16 A 1x CEE socket 400 V, 16 A, 5-pole 	None	EAN 4011160605574 Art. no. 60557

Versions with **all-current sensitive RCD type B** available on request.
Further information can be found from page 126.

Solid rubber multi socket outlets series S


















Technical data

- Housing made from extremely robust solid rubber
- Versions with various inputs and outputs for heavy-duty construction site use
- Tested in accordance with DIN VDE 0620-2-1, IEC 60309, DIN EN 50525-2
- **IP44**: protected against foreign bodies and splash-proof



Versions with **all-current sensitive RCD type B** available on request.
Further information can be found from page 126.

S4 	Input 16 A, approx. 11 kW CEE plug 400 V, 16 A, 5-pole with 2 m H07RN-F 5G2,5 Heavy-duty rubber cable	Output 3x shock-proof socket outlets 230 V, 16 A 2x CEE sockets 400 V, 16 A, 5-pole 	Protection None	 <p>EAN 4011160605604 Art. no. 60560</p>
S5+ 	Input 16 A, approx. 11 kW CEE plug 400 V, 16 A, 5-pole with 2 m H07RN-F 5G2,5 Heavy-duty rubber cable	Output 2x shock-proof socket outlets 230 V, 16 A 2x CEE sockets 400 V, 16 A, 5-pole 	Protection 1x RCD 40 A, 4-pole, 30 mA Type A	 <p>EAN 4011160608049 Art. no. 60804</p>
S6 	Input 16 A, approx. 11 kW CEE plug 400 V, 16 A, 5-pole with 2 m H07RN-F 5G2,5 Heavy-duty rubber cable	Output 3x CEE sockets 400 V, 16 A, 5-pole 	Protection None	 <p>EAN 4011160605581 Art. no. 60558</p>
S10+ 	Input 32 A, approx. 22 kW CEE plug 400 V, 32 A, 5-pole with 2 m H07RN-F 5G6 Heavy-duty rubber cable	Output 2x CEE sockets 400 V, 16 A, 5-pole 	Protection 2x MCB C 16 A, 3-pole	 <p>EAN 4011160608063 Art. no. 60806</p>
S11+ 	Input 32 A, approx. 22 kW CEE plug 400 V, 32 A, 5-pole with 2 m H07RN-F 5G6 Heavy-duty rubber cable	Output 3x shock-proof socket outlets 230 V, 16 A 1x CEE socket 400 V, 16 A, 5-pole 1x CEE socket 400 V, 32 A, 5-pole 	Protection 1x MCB C 16 A, 3-pole 1x MCB C 16 A, 1-pole	 <p>EAN 4011160608131 Art. no. 60813</p>

Multi socket outlets Series S

with solid rubber housing



NOT FOUND THE RIGHT VERSION?

We can make CEE multi socket outlets to meet your specific requirements extremely quickly. Just get in touch!

S20+

Input **63 A**, approx. 43 kW

Output

Protection



CEE plug 400 V, 63 A, 5-pole
with 2 m H07RN-F 5G16
Heavy-duty rubber cable

2x CEE sockets 400 V, 32 A, 5-pole



2x MCB C 32 A, 3-pole



EAN 4011160608070
Art. no. 60807

S21+

Input **63 A**, approx. 43 kW

Output

Protection



CEE plug 400 V, 63 A, 5-pole
with 2 m H07RN-F 5G16
Heavy-duty rubber cable

1x CEE socket 400 V, 63 A, 5-pole



1x RCD 63 A, 4-pole,
300 mA
all-current-sensitive
RCD type B



EAN 4011160608148
Art. no. 60814

MIXO CEE adapter 16 A



Technical data

- Robust housing made from shatterproof special plastic and space-saving construction
- Wide range of versions for various portable applications on the construction site
- Tested in accordance with DIN VDE 0620-2-1, IEC 60309 and RN-F tested in accordance with DIN EN 50525-2
- **IP44:** protected against foreign bodies and splash-proof



Adapter plug

Input **16 A**, approx. 11 kW

Output

Protection



CEE plug 400 V, 16 A, 5-pole

1x shock-proof socket outlet 230 V, 16 A



None



EAN 4011160604959
Art. no. 60495

MIXO SAAR

Input **16 A**, approx. 11 kW

Output

Protection



CEE plug 400 V, 16 A, 5-pole

3x shock-proof socket outlets 230 V, 16 A
(one socket per phase)



None



EAN 4011160605246
Art. no. 60524

MIXO NAGOLD

Input **16 A**, approx. 11 kW

Output

Protection



CEE plug 400 V, 16 A, 5-pole
with 1.5 m H07RN-F 5G1,5
Heavy-duty rubber cable

3x shock-proof socket outlets 230 V, 16 A
(one socket per phase)



None



EAN 4011160605277
Art. no. 60527

MIXO BRIGACH

Input **16 A**, approx. 11 kW

Output

Protection



CEE plug 400 V, 16 A, 5-pole

3x shock-proof socket outlets 230 V, 16 A
(one socket per phase)
1x CEE socket 400 V, 16 A, 5-pole



None



EAN 4011160605208
Art. no. 60520

MIXO ENZ

Input **16 A**, approx. 11 kW

Output

Protection



CEE plug 400 V, 16 A, 5-pole
with 2 m H07RN-F 5G2,5
Heavy-duty rubber power cable

3x shock-proof socket outlets 230 V, 16 A
(one socket per phase)
1x CEE socket 400 V, 16 A, 5-pole



None



EAN 4011160615207
Art. no. 61520



MIXO CEE adapter 16 A

MIXO ISAR Input **16 A**, approx. 11 kW



CEE plug 400 V, 16 A, 5-pole

Output

1x CEE socket 400 V, 16 A, 5-pole



Protection

1x RCS 40 A, 4-pole, 30 mA, type A



EAN 4011160617089
Art. no. 61708

MIXO WERRA Input **16 A**, approx. 11 kW



CEE plug 400 V, 16 A, 5-pole
with 1.5 m H07RN-F 5G2,5
Heavy-duty rubber cable

Output

1x CEE socket 400 V, 16 A, 5-pole



Protection

1x RCD 40 A, 4-pole, 30 mA, Type A



EAN 4011160617058
Art. no. 61705

MIXO RHEIN Input **16 A**, approx. 11 kW



CEE plug 400 V, 16 A, 5-pole

Output

3x CEE sockets 400 V, 16 A, 5-pole



Protection

None



EAN 4011160605314
Art. no. 60531

MIXO NECKAR Input **16 A**, approx. 11 kW



CEE plug 400 V, 16 A, 5-pole
with 1.5 m H07RN-F 5G1,5
Heavy-duty rubber cable

Output

3x CEE sockets 400 V, 16 A, 5-pole



Protection

None



EAN 4011160605260
Art. no. 60526

MIXO MAIN Input **16 A**, approx. 11 kW



CEE plug 400 V, 16 A, 5-pole

Output

1x CEE socket 400 V, 32 A, 5-pole



Protection

None



EAN 4011160605307
Art. no. 60530

MIXO DONAU Input **16 A**, approx. 11 kW



CEE plug 400 V, 16 A, 5-pole

Output

2x shock-proof socket outlets 230 V, 16 A
1x CEE socket 400 V, 16 A, 5-pole
1x CEE socket 400 V, 32 A, 5-pole



Protection

None



EAN 4011160605222
Art. no. 60522

MIXO CEE adapter 32 A



Technical data

- Robust housing made from shatterproof special plastic and space-saving construction
- Wide range of versions for various portable applications on the construction site
- Tested in accordance with DIN VDE 0620-2-1, IEC 60309 and RN-F tested in accordance with DIN EN 50525-2
- **IP44:** protected against foreign bodies and splash-proof



MIXO RUHR

Input **32 A**, approx. 7 kW

Output

Protection



CEE plug 400 V, 32 A, 5-pole

1x shock-proof socket outlet 230 V, 16 A
2x CEE sockets 400 V, 16 A, 5-pole



3x G-fuses (10 A)
non-resetting,
time-delay **T10A** SPT 5×20 mm,
Please note: only loadable up to 7 kW



EAN 4011160608339
Art. no. 60833

MIXO MOSEL

Input **32 A**, approx. 7 kW

Output

Protection



CEE plug 400 V, 32 A, 5-pole

1x shock-proof socket outlet 230 V, 16 A
1x CEE socket 400 V, 16 A, 5-pole
1x CEE socket 400 V, 32 A, 5-pole



3x G-fuses (10 A)
non-resetting,
time-delay **T10A** SPT 5×20 mm,
Please note: only loadable up to 7 kW (16 A sockets)



EAN 4011160605253
Art. no. 60525

MIXO NAHE

Input **32 A**, approx. 11 kW

Output

Protection



CEE plug 400 V, 32 A, 5-pole

1x CEE socket 400 V, 16 A, 5-pole



1x MCB C 16 A, 3-pole
Resettable



EAN 4011160607035
Art. no. 60703

MIXO LECH

Input **32 A**, approx. 11 kW

Output

Protection



CEE plug 400 V, 32 A, 5-pole

1x CEE socket 400 V, 16 A, 5-pole



1x combi RCD/MCB C 16 A, 3-pole, 30 mA
Resettable



EAN 4011160617126
Art. no. 61712

MIXO SPREE

Input **32 A**, approx. 11 kW

Output

Protection



CEE plug 400 V, 32 A, 5-pole
with 1.5 m H07RN-F 5G2,5
Heavy-duty rubber cable

1x CEE socket 400 V, 16 A, 5-pole



1x MCB C 16 A, 3-pole
Resettable



EAN 4011160607042
Art. no. 60704

MIXO ELBE

Input **32 A**, approx. 22 kW

Output

Protection



CEE plug 400 V, 32 A, 5-pole

3x CEE sockets 400 V, 32 A, 5-pole



None



EAN 4011160608322
Art. no. 60832

MIXO CEE adapters 32 A



MIXO ODER

Input **32 A**, approx. 22 kW

Output

Protection



CEE plug 400 V, 32 A, 5-pole
with 1.5 m H07RN-F 5G4
Heavy-duty rubber cable



3x CEE sockets 400 V, 32 A, 5-pole

None



EAN 4011160605291
Art. no. 60529

MIXO FULDA

Input **32 A**, approx. 22 kW

Output

Protection



CEE plug 400 V, 32 A, 5-pole
with 1.5 m H07RN-F 5G6
Heavy-duty rubber cable



1x CEE socket 400 V, 32 A, 5-pole

1x RCD 40 A, 4-pole, 30 mA, type A



EAN 4011160617065
Art. no. 61706

Overview of model details:

STECKY

Robust housing



Ergonomic carry handle offers an excellent catch, even with gloves



Powder-coated metal frame with edge protection

Depending on the model, cord made of Heavy-duty rubber power cable H07 RN-F with cable cross-sections from 3G2.5 up to 5G6 and various plugs

STECKY DUO

Stable metal foot with cable rewriter



Velcro fastener for fixing the cord to the frame



STECKY DUO with phase display L1, L2, L3



STECKY DUO with 2 USB sockets to recharge cell phones, handlamp batteries, etc.



STECKY



**STECKY
DUO**

STECKY

CEE power combination units

The STECKY range includes various combination units from 3,5 to 22 kW. Depending on the model, up to twelve outlets such as shock-proof sockets, USB-Ports or CEE sockets are available. We offer you the right power combination unit for every application. All models of the STECKY range are intended for indoor, permanent outdoor and construction site use. Integrated protection devices avoid accidents.



Inputs/plugs



CEE plug
230 V, 16 A, 3-pole



CEE plug
400 V, 16 A, 5-pole



CEE plug
400 V, 32 A, 5-pole

Phase display



L1, L2, L3

Outputs/sockets



Shock-proof
socket outlet
230 V, 16 A



CEE socket
230 V, 16 A, 3-pole



CEE socket
400 V, 16 A, 5-pole



CEE socket
400 V, 32 A, 5-pole



2 USB sockets
5 V / 2.1 A

Protection





FI/RCD

RCD 40 A/30 mA, 4-pole, A type
RCBO 25 A/30 mA, 2-pole, C curve,
A type



C16A

MCB 16 A, 3-pole, C type
MCB 16 A, 1-pole, C type



STECKY

CEE power combination units



STECKY CEE power combination units



Technical data

- Robust housing made from shatterproof special plastic
- Stable metal frame with edge protection
- With large ergonomic carry handle and cable winder
- Dimensions (W x H x D): 230 x 417 x 220 mm
- Tested in accordance with DIN VDE 0620-2-1, IEC 60309, DIN EN 50525-2
- **IP44**: protected against foreign bodies and splash-proof

STECKY 11 Input **16 A**, approx. 11 kW



CEE plug 400 V, 16 A, 5-pole
with 2.5 m H07RN-F 5G2,5
Heavy-duty rubber cable

Output

4x shock-proof socket outlets 230 V, 16 A (2 PE)
2x CEE sockets 400 V, 16 A, 5-pole



Protection

None



EAN 4011160609602
Art. no. 60960

STECKY 11+

Input **16 A**, approx. 11 kW



CEE plug 400 V, 16 A, 5-pole
with 2.5 m H07RN-F 5G2,5
Heavy-duty rubber cable

Output

4x shock-proof socket outlets 230 V, 16 A (2 PE)
2x CEE sockets 400 V, 16 A, 5-pole



Protection

1x RCD 40 A, 30 mA, type A



FI/RCD



EAN 4011160609619
Art. no. 60961

STECKY 12 Input **32 A**, approx. 22 kW



CEE plug 400 V, 32 A, 5-pole
with 4.5 m H07RN-F 5G4
Heavy-duty rubber cable

Output

4x shock-proof socket outlets 230 V, 16 A (2 PE)
1x CEE socket 400 V, 16 A, 5-pole
1x CEE socket 400 V, 32 A, 5-pole



Protection

1x MCB C 16 A, 3-pole
2x MCB C 16 A, 1-pole



C16A



EAN 4011160609626
Art. no. 60962

STECKY 13 Input **32 A**, approx. 22 kW



CEE plug 400 V, 32 A, 5-pole
with 4.5 m H07RN-F 5G4
Heavy-duty rubber cable

Output

4x shock-proof socket outlets 230 V, 16 A (2 PE)
1x CEE socket 400 V, 16 A, 5-pole
1x CEE socket 400 V, 32 A, 5-pole



Protection

1x RCD 40 A, 30 mA, type A
1x MCB C 16 A, 3-pole
2x MCB C 16 A, 1-pole



FI/RCD



C16A



EAN 4011160609633
Art. no. 60963

STECKY DUO

CEE power combination units



STECKY CEE power combination units



Technical data

- Robust housing made from shatterproof special plastic
- Stable metal frame with edge protection
- With large ergonomic carry handle and cable winder
- Dimensions (W x H x D): 400 x 450 x 252 mm
- Tested in accordance with DIN VDE 0620-2-1, IEC 60309, DIN EN 50525-2
- **IP44:** protected against foreign bodies and splash-proof



STECKY DUO 1

Input **16 A**, approx. 11 kW

Output

Protection



CEE plug 400 V, 16 A, 5-pole
with 3.4 m H07RN-F 5G2,5
Heavy-duty rubber cable

8x shock-proof socket outlets 230 V, 16 A
(distributed over phases)

4x CEE sockets 400 V, 16 A, 5-pole



1x RCD 40 A, 30 mA, type A



EAN 4011160609312
Art. no. 60931

STECKY DUO 2

Input **16 A**, approx. 11 kW

Output

Protection



CEE plug 400 V, 16 A, 5-pole
with 3.4 m H07RN-F 5G2,5
Heavy-duty rubber cable

8x shock-proof socket outlets 230 V, 16 A
(distributed over phases)

2x CEE sockets 400 V, 16 A, 5-pole

2x USB sockets 5 V / 2.1 A

Phase display L1, L2, L3



1x RCD 40 A, 30 mA, type A



EAN 4011160609329
Art. no. 60932

STECKY DUO 3

Input **32 A**, approx. 22 kW

Output

Protection



CEE plug 400 V, 32 A, 5-pole
with 2.1 m H07RN-F 5G6
Heavy-duty rubber cable

6x shock-proof socket outlets 230 V, 16 A
(distributed over phases)

2x CEE sockets 400 V, 16 A, 5-pole

2x CEE sockets 400 V, 32 A, 5-pole

2x USB sockets 5 V / 2.1 A

Phase display L1, L2, L3



1x RCD 40 A, 30 mA, type A

1x MCB C 16 A, 3-pole

3x MCB C 16 A, 1-pole



EAN 4011160609336
Art. no. 60933

STECKY DUO 4

Input **32 A**, approx. 22 kW

Output

Protection



CEE plug 400 V, 32 A, 5-pole
with 3.4 m H07RN-F 5G6
Heavy-duty rubber cable

6x shock-proof socket outlets 230 V, 16 A
(distributed over phases)

1x CEE socket 230 V, 16 A, 3-pole

1x CEE socket 400 V, 16 A, 5-pole

2x CEE sockets 400 V, 32 A, 5-pole

2x USB sockets 5 V / 2.1 A

Phase display L1, L2, L3



1x RCD 40 A, 30 mA, type A

1x MCB C 16 A, 3-pole

4x MCB C 16 A, 1-pole



EAN 4011160609343
Art. no. 60934

POWER COMBINATION UNITS FOR WORKSHOP, CELLAR AND GARAGE



**Models prepared for
hard-wired connection**
with openings for
connection of sheathed cables
NYM-J 5x1.5 to max. 5x16
(depending on model)



Models with mounted plug
for operation with
standard extension
with CEE connector



Inputs/plugs



Main cable
branch terminal



CEE plug
400 V, 16 A, 5-pole



CEE plug
400 V, 32 A, 5-pole

Outputs/sockets



Shock-proof socket outlet
German standard
230 V, 16 A



CEE socket
400 V, 16 A, 5-pole



CEE socket
400 V, 32 A, 5-pole



2 USB sockets
5 V, 2.1 A

Protection



RCD 40 A, 4-pole, 30 mA, type A
MCB C 16 A, 3-pole
FI/RCD MCB C 16 A, 1-pole



FIXO

wall-mounted power combination units

Combination units in different versions

The FIXO Series of power combination units are designed for **wall mounting** and are available in various configurations. Depending on the FIXO model, **different numbers of sockets for shock-proof, CEE and/or USB plugs** are installed. All sockets have self-locking flap lids.

Protection

The sockets are protected **with RCD and MCB**. All circuit breakers are installed behind a transparent plastic self-locking flap lid where they are visible and accessible at any time.

Two connection variants


A distinction is made between two connection variants of FIXO combination unit. Ready-to-use models have a **panel-mounted plug** for direct connection to the power supply. The second variant of FIXO combination units is **prepared for hard-wired connection** of NYM cables.

Use in damp rooms

All models are **protected against foreign bodies and splash-proof**, satisfying protection class **IP44**. They are therefore ideally suited for use in workshops, garages, halls or cellars. All FIXO models are suitable for both indoor and outdoor use.

Wall mounting

For constant use, the combination unit is permanently mounted on the wall. **Drill markings** on the rear of the housing simplify installation. For temporary use, the combination unit can alternatively be screwed to the wall using the **holes in the handle**.



FIXO combination units

with panel-mounted plug for connection to the power supply

Robust plastic housing

Sturdy handle

Quick hanging for short-term applications

Protective devices and cables

RCD and MCB

Shock-proof socket outlets,

two each split between one phase
230 V/16 A

CEE socket

400 V / 16 A / 5-pole

CEE socket

400 V / 32 A / 5-pole

2 USB sockets


5 V / 2.1 A

Rear view

with drill markings for wall attachment

Panel-mounted plug

for operation with standard extension with CEE connector



FIXO combination units





Technical data





- Robust housing made from shatterproof special plastic, including carry handle
- Compact construction, ideal for wall attachment
- FIXO housing dimensions: 280 x 280 x 118 mm
FIXO MAX housing dimensions: 370 x 375 x 118 mm
- Tested in accordance with DIN EN 61439-3
- **IP44**: protected against foreign bodies and splash-proof











All models are
wired ready for connection.
Hinges on the lid ensure that it can be
opened when connected and does not just
hang down.











FIXO 1	Input 16 A, approx. 11 kW	Output	Protection
	CEE plug 400 V, 16 A, 5-pole	4x shock-proof socket outlets 230 V, 16 A 2x CEE sockets 400 V, 16 A, 5-pole 	1x RCD 40 A, 4-pole, 30 mA, type A 2x MCB B 16 A, 1-pole 
			 EAN 4011160615221 Art. no. 61522

FIXO 2 MAX	Input 16 A, approx. 11 kW	Output	Protection
	CEE plug 400 V, 16 A, 5-pole	6x shock-proof socket outlets 230 V, 16 A 3x CEE sockets 400 V, 16 A, 5-pole 	1x RCD 40 A, 4-pole, 30 mA, type A 3x MCB B 16 A, 1-pole 
			 EAN 4011160615146 Art. no. 61514

FIXO 3	Input 32 A, approx. 22 kW	Output	Protection
	CEE plug 400 V, 32 A, 5-pole	4x shock-proof socket outlets 230 V, 16 A 2x CEE sockets 400 V, 16 A, 5-pole 	1x RCD 40 A, 4-pole, 30 mA, type A 2x MCB C 16 A, 3-pole 2x MCB C 16 A, 1-pole 
			 EAN 4011160615177 Art. no. 61517

FIXO 4	Input 32 A, approx. 22 kW	Output	Protection
	CEE plug 400 V, 32 A, 5-pole	4x shock-proof socket outlets 230 V, 16 A 1x CEE socket 400 V, 16 A, 5-pole 1x CEE socket 400 V, 32 A, 5-pole 	1x RCD 40 A, 4-pole, 30 mA, type A 1x MCB C 16 A, 3-pole 2x MCB C 16 A, 1-pole 
			 EAN 4011160615122 Art. no. 61512

FIXO 5 MAX	Input 32 A, approx. 22 kW	Output	Protection
	CEE plug 400 V, 32 A, 5-pole	5x shock-proof socket outlets 230 V, 16 A 3x CEE sockets 400 V, 16 A, 5-pole 2x USB sockets 5 V / 2.1 A 	1x RCD 40 A, 4-pole, 30 mA, type A 3x MCB C 16 A, 3-pole 3x MCB C 16 A, 1-pole 
			 EAN 4011160615238 Art. no. 61523

FIXO 6 MAX	Input 32 A, approx. 22 kW	Output	Protection
	CEE plug 400 V, 32 A, 5-pole	5x shock-proof socket outlets 230 V, 16 A 2x CEE sockets 400 V, 16 A, 5-pole 1x CEE socket 400 V, 32 A, 5-pole 2x USB sockets 5 V / 2.1 A 	1x RCD 40 A, 4-pole, 30 mA, type A 2x MCB C 16 A, 3-pole 3x MCB C 16 A, 1-pole 
			 EAN 4011160615245 Art. no. 61524

FIXO combination units

prepared for hard-wired connection
of cables up to 5x16



Main cable branch terminal

A high-quality, sturdy terminal is installed to ensure a long-term and reliable electrical installation.



Protective devices and cables

RCD and MCB



Shock-proof socket outlets,

two each split between one phase
230 V/16 A



CEE socket

400 V / 16 A / 5-pole



CEE socket

400 V / 32 A / 5-pole




2 USB sockets

5 V / 2.1 A



Direct connection

Two openings on the upper side of the housing for connection of 5x 1.5 to 5x 16 NYM-J cables (depending on the model), including two stepped nipples for sealing the connected cable.



Robust
plastic housing

Rear view
with marks
for drill holes
for wall attachment



FIXO combination units

prepared for hard-wired connection of cables



Technical data

- Robust housing made from shatterproof special plastic, including carry handle
- Compact construction ideal for wall attachment
- With high-quality, sturdy main cable branch terminal for electrical installations
- Including two stepped nipples for sealing the connected cable
- FIXO housing dimensions: 280 x 280 x 118 mm
FIXO MAX housing dimensions: 370 x 375 x 118 mm
- Tested in accordance with DIN EN 61439-3
- **IP44:** protected against foreign bodies and splash-proof

All models are

wired ready for connection.

Hinges on the lid ensure that it can be opened when connected and does not just hang down.



FIXO 10D

Prepared for hard-wired connection of NYM-J up to max. 5x6

Two knockouts for universal cable glands, including stepped nipple for sealing the connected cable.

Output

4x shock-proof socket outlets 230 V, 16 A
3x CEE socket 400 V, 16 A, 5-pole



Protection

1x RCD 40 A, 4-pole, 30 mA, type A
2x MCB C 16 A, 1-pole
2x MCB C 16 A, 3-pole



EAN 4011160615184
Art. no. 61518



FIXO 11D

Prepared for hard-wired connection of NYM-J up to max. 5x10

Two knockouts for universal cable glands, including stepped nipple for sealing the connected cable.

Output

4x shock-proof socket outlets 230 V, 16 A
2x CEE socket 400 V, 16 A, 5-pole
1x CEE socket 400 V, 32 A, 5-pole



Protection

1x RCD 40 A, 4-pole, 30 mA, type A
2x MCB C 16 A, 1-pole
1x MCB C 16 A, 3-pole
1x MCB C 32 A, 3-pole



EAN 4011160615139
Art. no. 61513



FIXO 12D

Prepared for hard-wired connection of NYM-J up to max. 5x10

Two knockouts for universal cable glands, including stepped nipple for sealing the connected cable.

Output

4x shock-proof socket outlets 230 V, 16 A
1x CEE socket 400 V, 16 A, 5-pole
2x CEE socket 400 V, 32 A, 5-pole



Protection

1x RCD 40 A, 4-pole, 30 mA, type A
2x MCB C 16 A, 1-pole
1x MCB C 16 A, 3-pole
1x MCB C 32 A, 3-pole



EAN 4011160615191
Art. no. 61519



FIXO 13D MAX

Prepared for hard-wired connection of NYM-J up to max. 5x10

Two knockouts for universal cable glands, including stepped nipple for sealing the connected cable.

Output

6x shock-proof socket outlets 230 V, 16 A
4x CEE socket 400 V, 16 A, 5-pole



Protection

1x RCD 40 A, 4-pole, 30 mA, type A
3x MCB C 16 A, 1-pole
2x MCB C 16 A, 3-pole



EAN 4011160615153
Art. no. 61515



FIXO 14D MAX

Prepared for hard-wired connection of NYM-J up to max. 5x10

Two knockouts for universal cable glands, including stepped nipple for sealing the connected cable.

Output

5x shock-proof socket outlets 230 V, 16 A
3x CEE socket 400 V, 16 A, 5-pole
1x CEE socket 400 V, 32 A, 5-pole
2x USB sockets 5 V / 2.1 A



Protection

1x RCD 40 A, 4-pole, 30 mA, type A
3x MCB C 16 A, 1-pole
2x MCB C 16 A, 3-pole
1x MCB C 32 A, 3-pole



EAN 4011160615252
Art. no. 61525



FIXO 15D MAX

Prepared for hard-wired connection of NYM-J up to max. 5x16

Two knockouts for universal cable glands, including stepped nipple for sealing the connected cable.

Output

5x shock-proof socket outlets 230 V, 16 A
2x CEE socket 400 V, 16 A, 5-pole
2x CEE socket 400 V, 32 A, 5-pole
2x USB sockets 5 V / 2.1 A



Protection

1x RCD 63 A, 4-pole, 30 mA, type A
3x MCB C 16 A, 1-pole
1x MCB C 16 A, 3-pole
2x MCB C 32 A, 3-pole



EAN 4011160615269
Art. no. 61526





360° rotating beacon **152-157**

Acculine Multi series **158-161**

Magnetic working lamps **162-163**

Slimline floodlight series **164-169**

Tripods **170-171**

Optiline floodlight series **172-173**

Solarline **174-175**

Induction lamps **176-177**

Handlamps and headlamps **178-183**

Large-area floodlights **184-189**



360° LED rotating beacons



360°
LIGHTING

Optimum light distribution
without shadows

360° LED rotating beacons



Optiline 360° LED rotating beacon 30 W

IP54



- Optimum light distribution thanks to 360° beam angle
- Extremely long-lasting LEDs: Lifespan of over 30,000 hours (106 lm/W)
- Colour rendering index: CRI > 80
- Housing made of ABS / diffuser made of PC
- Cylinder made of polycarbonate, extremely shock-resistant IK08
- 1 shock-proof socket outlet with flap lid (230 V, 16 A, IP54)
- With folding suspension hook on the bottom side
- With on/off switch
- Diameter x height: 200 x 220 mm
- With 3 m rubber power cable H07RN-F 3G1.5 with shock-proof plug
- Connection: 230 V / 16 A / max. 3500 W / 50-60 Hz
- IP54: protected against dust and splash-proof



Model	Luminous flux	Colour temperature	PU	EAN	Art. no.
30 watt	approx. 3200 lumen	4,000 K (neutral white)	1	4011160463723	46372



360° LED rotating beacon 70 W

IP54



- Optimum light distribution thanks to 360° beam angle
- Colour rendering index: CRI > 80
- Cylinder made of polycarbonate, extremely shock-resistant IK08
- Base made of plastic with handles and two shock-proof socket outlets
- with flap lids (230 V, 16 A, IP54)
- With non-slip feet for mobile use
- Folding hook for individual attachment to ceilings or scaffolding
- 3 m heavy-duty rubber cable H07RN-F 3G1.5 with shock-proof plug
- With on/off switch
- Diameter x height: 250 x 340 mm
- Weight: 3.2 kg
- Connection: 230 V / 16 A / max. 3500 W / 50-60 Hz
- IP54: protected against dust and splash-proof



Model	Luminous flux	Colour temperature	PU	EAN	Art. no.
70 watt	approx. 6000 lumen	4,000 K (neutral white)	1	4011160463709	46370



LED LIGHT COLUMN CENTRA WITH 360° BEAM ANGLE

Optimum light distribution
without shadows



360° LED folding light column



CENTRA 70 W 360° LED folding light column

IP44



- Folding 360° light column for construction sites
- Optimum light distribution due to 360° illumination
- LED housed in polycarbonate protective column (100 lm/W)
- Colour rendering index: CRI > 80
- Large carry handle, ideal for handling when wearing gloves
- Stable folding tripod made of powder-coated metal with cable rewriter
- Additional 230 V~ / 16 A shock-proof socket outlet, max. 2000 W on frame
- 1.8 m heavy-duty rubber cable H07RN-F 3G1.5 with shock-proof plug
- Height folded: 0.88 m
- Height unfolded: 1.35 m
- 220-240 V~ / 16 A / max. 2000 W / 50-60 Hz
- IP54: protected against dust and splash-proof

Model	Luminous flux	Colour temperature	PU	EAN	Art. no.
70 watt	approx. 7000 lumen	4,000 K (neutral white)	1	4011160463730	46373



With cable rewriter



Large carry handle



230 V~ / 16 A shock-proof socket outlet, max. 2 kW



Stable folding tripod

NEW

LED FLOODLIGHTS WITH 360° BEAM ANGLE

Optimum light distribution without shadows



360° LED light column



360° LED light column 100 W

IP44



- Optimum light distribution due to 360° illumination
- 296x SMD2835 LED encased in protective polycarbonate column
- Folding suspension hook at the top of the column
- Stable, 3-legged frame made of powder-coated metal
- Span of tripod: 1.05 m
- Height: 1.42 m
- On frame 1 shock-proof socket outlet 230 V~/16 A/ max. 3500 W, IP54
- 3 m heavy-duty rubber cable H07RN-F 3G1.5 with shock-proof plug
- Connection: 230 V / 16 A / max. 3500 W / 50-60 Hz
- **IP44:** protected against foreign bodies and splash-proof

Model	Luminous flux	Colour temperature	PU	EAN	Art. no.
100 watt	approx. 8000 lumen	4,000 K (neutral white)	1	4011160463716	46371



Acculine Multi LED mobile floodlight



Suitable for operation with batteries
from various manufacturers with voltage

14.4 V & 18 V

Large carry handle,
ideal for handling
when wearing
gloves



For batteries from:
BOSCH Professional, **MAKITA**,
PANASONIC, **WÜRTH**, **HIKOKI**
20 W / 2600 lm / 4000 K
Art. no. 46450 Type A1

For batteries from:
DEWALT, **MILWAUKEE**,
METABO, **FISCHER**
20 W / 2600 lm / 4000 K
Art. no. 46451 Type A2

For batteries from:
FLEX, **FESTOOL**, **EINHELL**,
PARKSIDE
20 W / 2600 lm / 4000 K
Art. no. 46455 Type A3

Acculine Multi mobile floodlight with adapter for batteries from various manufacturers

Floodlight with integrated adapter for operation with a 14.4 V or 18 V standard battery from various manufacturers

- Stable aluminium housing with silicone rim, impact resistance IK08
- Soft-touch operating panel for switching the lighting levels
- Four lighting levels: 25% / 50% / 100% / OFF
- Luminous flux: 650 / 1300 / 2600 lm (130 lm/W)
- Operating time depending on the battery used: one hour per Ah
- Max. operating time: 40 h at 18 V / 12 Ah
- Colour rendering index CRI > 85
- Beam angle: 60°
- USB output 5 V / 1 A usable as a power bank
- Batteries are not included in the scope of supply!
- Large carry handle, ideal for handling when wearing gloves
- Strong magnets for attaching to metal surfaces and two folding suspension hooks at the bottom of the frame

Model	Luminous flux	Colour temperature	Type	for use with 14.4 V or 18 V batteries from	EAN	Art. no.
20 watt	approx. 2600 lumen	4000 K (neutral white)	A1	BOSCH Professional, MAKITA, PANASONIC, WÜRTH and HIKOKI	4011160464508	46450
20 watt	approx. 2600 lumen	4000 K (neutral white)	A2	DEWALT, MILWAUKEE, METABO and FISCHER	4011160464515	46451
20 watt	approx. 2600 lumen	4000 K (neutral white)	A3	FLEX, FESTOOL, EINHELL, PARKSIDE	4011160464553	46455



NEW

Acculine Multi 20 W

Suitable for batteries from the following
manufacturers with voltage

14.4 V & 18 V



The right floodlight for your tool
series!
Use the batteries from your tools
for the mobile floodlights from the
Acculine Multi series



Acculine Multi LED mobile floodlight



Suitable for operation with batteries from various manufacturers with voltage **14.4 V & 18 V**

NEW



For batteries from:
BOSCH Professional, **MAKITA**, **PANASONIC**, **WÜRTH**, **HIKOKI** (Adapter 1)
DEWALT, **MILWAUKEE**, **METABO**, **FISCHER** (Adapter 2)
FLEX, **FESTOOL**, **EINHELL**, **PARKSIDE** (Adapter 3)

Acculine Multi mobile floodlight with adapter for batteries from various manufacturers

- Set contents consist of one floodlight and three adapters:
Adapter 1: 5 in 1 adapter for operation of a 14.4 V or 18 V BOSCH Professional, MAKITA, PANASONIC, WÜRTH and HIKOKI standard battery
Adapter 2: 4-in-1 adapter for operation of a 14.4 V or 18 V DEWALT, MILWAUKEE, METABO and FISCHER standard battery
Adapter 3: 4-in-1 adapter for operation of a 14.4 V or 18 V FLEX, FESTOOL, EINHELL and PARKSIDE standard battery
- Batteries are not included in the scope of supply!
- Stable aluminium housing with silicone rim, impact resistance IK08
- Soft-touch operating panel for switching the lighting levels
- Six lighting levels: 20% / 40% / 60% / 80% / 100% / OFF
- Operating time depending on the battery used: 30 minutes per Ah
- Colour rendering index CRI > 85
- Beam angle: 120°
- USB output 5 V / 2 A usable as a power bank
- Large carry handle, ideal for handling when wearing gloves
- With two folding suspension hooks at the bottom of the frame
- With M10 screw fitting for mounting on frames

Model	Luminous flux	Colour temperature	Luminous flux	Max. operating time	EAN	Art. no.
40 watt	approx. 5500 lumen	4000 K (neutral white)	1100 / 2200 / 3300 / 4400 / 5500 lm (137.5 lm/W)	22 h at 18 V / 12 Ah	4011160464522	46452
80 watt	approx. 11000 lumen	4000 K (neutral white)	2200 / 4400 / 6600 / 8800 / 11000 lm (137.5 lm/W)	10 h at 18 V / 12 Ah	4011160464584	46458



NEW

Acculine Multi
40 W or 80 W

Suitable for batteries from the following manufacturers with voltage

14.4 V & 18 V



The right floodlight for your tool series!
Use the batteries from your tools for the mobile floodlights from the **Acculine Multi** series



LED battery-operated floodlight with magnet attachment

- Technical data
- Tested in accordance with DIN EN 60598-1
 - **IP54:** protected against dust and splash-proof



Acculine Flex LED battery-operated floodlight

IP54

- Extremely long-lasting LEDs with a lifespan of over 50,000 hours
- Robust, extremely slimline die-cast aluminium housing with edge protection
- 180° swivelling and lockable holder
- Strong magnet for attaching to metal surfaces
- LED beam angle: 120°
- 2 positions possible: Position 1 (50 %) and position 2 (100 %)
- Li-ion battery with battery status display and USB output (5 V/1 A), e.g. for charging mobile phones
- Charging time: approx. 4 hours
- Max. operating time: approx. 4 hours (position 1), approx. 2 hours (position 2)
- Micro USB charging cable with 230 V/50-60 Hz charger
- Connection: 230 V/50 – 60 Hz

Model	Luminous flux	Colour temperature	Li-ion battery		PU	EAN	Art. no.
10 watt	approx. 1100 lumen	4,000 K (neutral white)	3.7 V	4,400 mAh	1	4011160463600	46360
20 watt	approx. 2200 lumen	4,000 K (neutral white)	3.7 V	8,800 mAh	1	4011160463617	46361

LED battery-operated floodlight

- Technical data
- Tested in accordance with DIN EN 60598-1



- Extremely long-lasting LEDs with a lifespan of over 40,000 hours
- Robust die-cast aluminium housing
- Partly rubberised surface for optimum edge protection
- 360° swivelling and lockable holder
- Strong magnet for attaching to metal surfaces
- LED beam angle: 120°
- 3 positions possible: Position 1 (100 %): 1400 lumen
Position 2 (50 %): 700 lumen
Position 3 (25 %): 350 lumen
- Li-ion battery 3.7 V/5,200 mAh with battery status display
- Charging time: approx. 4 hours
- Max. operating time: approx. 8 hours (level 3), approx. 4 hours (level 2), approx. 2.8 hours (level 1)
- Connection: 5V/2A with USB type C charging cable
- **IP65:** dust-tight and jet-water-proof

Model	Luminous flux	Colour temperature	Li-ion battery		PU	EAN	Art. no.
15 watt	approx. 1400 lumen	6,000 K (daylight)	3.7 V	5,200 mAh	1	4011160463655	46365





LED technology

LEDs are tiny electronic chips made from special **semi-conductor compounds**. When current flows through this solid body, it starts to glow; to “emit” light. In lighting technology, this process is called “electroluminescence”. With an edge length of approx. 1 mm, LEDs are among the **smallest available light sources**. They emit a nearly **punctiform light**. Just a **small amount of energy** is sufficient to light up the semi-conductor.

Benefits of LED lighting:

- ✓ Very low power consumption (over 90% less energy consumption compared to halogen lamps)
- ✓ High light output without start-up phase
- ✓ Ultra low heat generation
- ✓ Extremely long lifespan
- ✓ Ecologically friendly: LED lights are free of toxic chemicals like e.g. mercury

Latest SAMSUNG CHIP LED technology



- **Less light loss:** conventional LEDs lose 5% of their luminous flux within 3 months
- **More effective LEDs:** increased luminous flux with lower consumption
- **Excellent thermal properties:** longer operating time compared to other LEDs
- **Range from 10 to 200 W**

Mobile CHIP LED floodlights



Technical data

- Specially developed **ORIGINAL SAMSUNG SMD LED**: Lifespan of over 50,000 hours
- Reinforced die-cast aluminium housing in a modern design
- LED beam angle: 120°
- Connection: 230 V/50 - 60 Hz
- Tested in accordance with DIN EN 60598-1

Slimline foldable CHIP LED floodlight

with original SAMSUNG LED IP65



- Folding frame and replaceable safety glass
- 2 m rubber power cable H05RN-F 3G1.0 with shock-proof plug
- **IP65**: dust-tight and jet-water-proof

Model	Luminous flux	Colour temperature	PU	EAN	Art. no.
10 watt	approx. 850 lumen	4,000 K (neutral white)	1	4011160464102	46410



Slimline mobile CHIP LED floodlight

with original SAMSUNG LED IP44/IP65



- Stable frame with plastic handle
- Robust protective grille and replaceable safety glass
- Adjusting screw with large, handle star grip
- 2 m rubber power cable H05RN-F 3G1.0 with shock-proof plug
- **IP65**: dust-tight and splash-proof

Model	Luminous flux	Colour temperature	PU	EAN	Art. no.
20 watt	approx. 1700 lumen	4,000 K (neutral white)	1	4011160464263	46426



- 3 m rubber power cable H07RN-F 3G1.5 with shock-proof plug
- Includes 2 shock-proof socket outlets with flap lids on the back
- **IP44**: protected against foreign bodies and splash-proof

Model	Luminous flux	Colour temperature	PU	EAN	Art. no.
50 watt	approx. 4250 lumen	4,000 K (neutral white)	1	4011160464294	46429
80 watt	approx. 6800 lumen	4,000 K (neutral white)	1	4011160464287	46428





New energy label classification for light sources



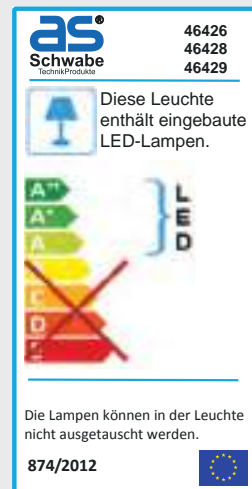
Symbol for the energy efficiency class of a product in advertising.

On 1 September 2021, the obligation to label light sources with new energy efficiency classes came into force. Since then, all our lighting products with mains connection are assigned to classes A to G according to their technical data.

Important: products powered by rechargeable batteries, products without lamps, products with halogen lamps and products with 82,000 Lumen or more are excluded from the new regulation and are not included in the new classification. Therefore there are no energy labels for these products.

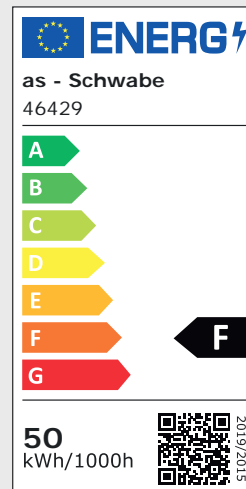
On our website, you will find the new energy efficiency classes and labels on the respective product pages of the lighting articles next to the article number. Click on the symbol to download the energy label and the corresponding product data sheet.

Old label



Energy label for product 46429 according to the old labelling obligation.

New label



Example of an energy label for product 46429 according to the new labelling obligation.

This label is printed on the packaging.

CHIP LED floodlight on tripod



Technical data

- Specially developed **ORIGINAL SAMSUNG SMD LED**: Lifespan of over 50,000 hours
- Reinforced die-cast aluminium housing in a modern design
- Robust protective grille and replaceable safety glass
- 5 m rubber power cable H05RN-F 3G1.0 with shock-proof plug
- LED beam angle: 120°
- Connection: 230 V/50 – 60 Hz
- **IP65**: dust-tight and jet-water-proof
- Tested in accordance with DIN EN 60598-1

Slimline CHIP LED floodlight on tripod

with original **SAMSUNG LED** **IP65**



- Maximum height: 1.6 m

Model	Luminous flux	Colour temperature	PU	EAN	Art. no.
30 watt	approx. 2550 lumen	4,000 K (neutral white)	1	4011160464034	46403



- Maximum height: 1.8 m

Model	Luminous flux	Colour temperature	PU	EAN	Art. no.
2 x 30 watt	approx. 5100 lumen	4,000 K (neutral white)	1	4011160464096	46409



Chip LED floodlight

Technical data

- Specially developed ORIGINAL SAMSUNG SMD LED: Lifespan of over 50,000 hours
- Extremely slimline, reinforced die-cast aluminium housing in a modern design
- Lockable, swivelling floodlight
- 100 lm/W
- LED beam angle: 120°
- Connection: 230 V/50-60 Hz
- Tested in accordance with DIN EN 60598-1
- IP65: dust-tight and jet-water-proof



Chip LED floodlight with motion detector

Technical data

- Specially developed ORIGINAL SAMSUNG SMD LED: Lifespan of over 50,000 hours
- Extremely slimline, reinforced die-cast aluminium housing in a modern design
- Lockable, swivelling floodlight
- 100 lm/W
- LED beam angle: 120°
- Connection: 230 V/50-60 Hz
- Tested in accordance with DIN EN 60598-1
- IP44: protected against foreign bodies and splash-proof



Slimline CHIP LED floodlight

with original SAMSUNG LED IP65



- 10 cm H05RN-F 3G1.0 cable with quick connection adapter for cables up to 3G1.5

Model	Luminous flux	Colour temperature	PU	EAN	Art. no.
10 watt	approx. 1000 lumen	4,000 K (neutral white)	1	4011160464157	46415



- 2 m rubber power cable H05RN-F 3G1.0 with shock-proof plug

Model	Luminous flux	Colour temperature	PU	EAN	Art. no.
20 watt	approx. 2000 lumen	4,000 K (neutral white)	1	4011160464256	46425
50 watt	approx. 5000 lumen	4,000 K (neutral white)	1	4011160464058	46405
80 watt	approx. 8000 lumen	4,000 K (neutral white)	1	4011160464805	46480
120 watt	approx. 12000 lumen	4,000 K (neutral white)	1	4011160464652	46465



CHIP LED floodlight

with original SAMSUNG LED IP65



- Large, solid die-cast aluminium housing
- 2 m rubber power cable H07RN-F 3G1,5 with shock-proof plug

Model	Luminous flux	Colour temperature	PU	EAN	Art. no.
200 watt	approx. 17000 lumen	4,000 K (neutral white)	1	4011160469862	46986

Slimline CHIP LED floodlight with motion detector

with original SAMSUNG LED IP44



- Motion detector with a detection zone of 120° and 1 to 8 metres
- Continuous operation or adjustable from 10 seconds to 8 minutes
- Adjustable twilight and sensitivity switch
- 10 cm H05RN-F 3G1.0 cable with quick connection adapter for cables up to 3G1.5
- No power cord

Model	Luminous flux	Colour temperature	PU	EAN	Art. no.
10 watt	approx. 1000 lumen	4,000 K (neutral white)	1	4011160464164	46416
20 watt	approx. 2000 lumen	4,000 K (neutral white)	1	4011160464072	46407
50 watt	approx. 5000 lumen	4,000 K (neutral white)	1	4011160464089	46408



Quick connection adapter for cables up to 3G1.5



Tripods for floodlights

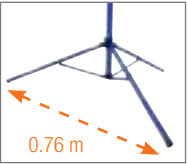


Tripod without traverse



- High-quality finish
- Powder-coated
- Very good stability thanks to the three-legged frame
- Continuously height-adjustable **from 1 to 1.8 m**
- With practical cable rewinder
- max. 6 kg load capacity

Version	PU	EAN	Art. no.
Tripod without traverse	1	4011160466502	46650



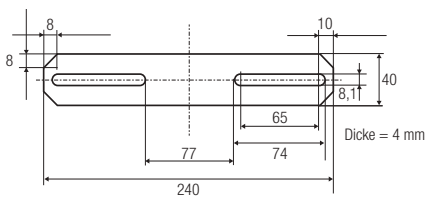
Professional tripod with universal traverse



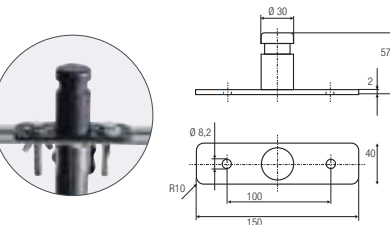
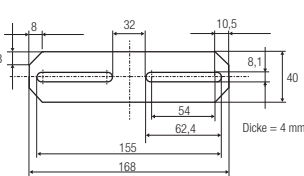
- High-quality finish
- Galvanised
- Very good stability thanks to the three-legged frame
- Tripod with support and universal traverse
- DIN pin adapter art. no. 46759 can be ordered as an option.
- Continuously height-adjustable **from 1 to 2.6 m**
- max. 7 kg load capacity

Version	PU	EAN	Art. no.
Professional tripod with universal traverse	1	4011160467509	46750

Universal traverse dimensions



Support dimensions



Adapter plate dimensions

Optional: Adapter plate with DIN pin	PU	EAN	Art. no.
Adapter plate for professional tripod (art. no. 46750) including galvanised DIN pin (to DIN 14640) for attachment to tripod, Adapter plate hole spacing 100 mm, Adapter plate dimensions: 150 x 40 mm	1	4011160467592	46759



Tripods for floodlights



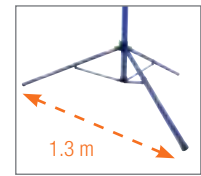
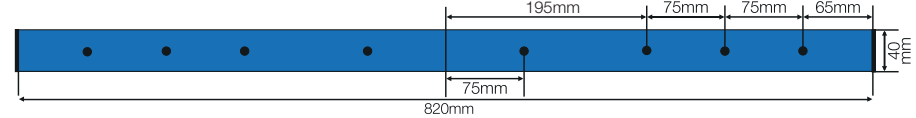
Professional tripod XXL with traverse



- High-quality finish
- Powder-coated iron tube frame with 5 tube elements and adjusting screws in practical bag
- Tripod with DIN pin and 820 mm long traverse with DIN support to ensure quick assembly and quick securing of the working lamps on the tripod
- Legs include foot cones for very good stability
- Includes 3 safety cords with snap hook and 3 ground pegs for stability
- Infinitely height-adjustable **from 1.3 to 4.6 m**
- Max. 40 kg load capacity

Version	PU	EAN	Art. no.
Professional tripod XXL with traverse	1	4011160467585	46758

Traverse dimensions



3 safety cords with snap hook and ground peg included in delivery.



Tripod and accessories are stored in a practical bag.

Weight bags for tripods



Set consists of	EAN	Art. no.
3x weight bag, for additional tripod stability	4011160467561	46756

Optiline: The optimised range for everybody



Technical data

- LEDs with a lifespan of over 40,000 hours
- Colour temperature: 4,000 K (neutral white)
- LED beam angle: 100°
- Colour rendering index: CRI > 80
- With polycarbonate diffuser plate
- Extremely slimline floodlight housing made of special plastic and lockable fixing holder
- Power cord and diffuser plate cannot be replaced
- Connection: 220-240 V/50 Hz
- Tested in accordance with DIN EN 60598-1

Optiline: The optimised range for everybody



Technical data

- LEDs with a lifespan of over 40,000 hours
- Colour temperature: 4,000 K (neutral white)
- LED beam angle: 100°
- Slimline die-cast aluminium housing with swivelling and lockable fastening material
- Power cord and glass cannot be replaced
- Connection: 220-240 V/50 Hz
- Tested in accordance with DIN EN 60598-1


Optiline 360° LED floodlight on tripod

IP54



- Robust, powder-coated tripod, space-saving collapsible design
- Span of tripod: 1.3 m
- Height adjustable from 1.2 m to 1.6 m including floodlight
- With 3 m rubber power cable H05RN-F 3G1.0 with shock-proof plug
- **IP54:** protected against dust and splash-proof

Model	Luminous flux	Colour temperature	PU	EAN	Art. no.
2x 30 watt	2x 3250 lumen	4,000 K (neutral white)	1	4011160463471	46347



Optiline mobile LED floodlight

IP54



- 3 m heavy-duty rubber cable H07RN-F 3G1.5 with shock-proof plug
- **IP54:** protected against dust and splash-proof

Model	Luminous flux	PU	EAN	Art. no.
24 watt	approx. 1920 lumen	1	4011160463440	46344
45 watt	approx. 3800 lumen	1	4011160463457	46345
80 watt	approx. 8200 lumen	1	4011160463464	46346

Optiline LED floodlights

IP65

Model	Luminous flux	Version	PU	EAN	Art. no.
10 watt	approx. 900 lumen	<ul style="list-style-type: none"> • With 1 m rubber power cable H05RN-F 3G1.0 without plug • IP65: dust-tight and splash-proof 	1	4011160463235	46323
20 watt	approx. 1800 lumen		1	4011160463242	46324
50 watt	approx. 4500 lumen		1	4011160463259	46325
100 watt	approx. 9000 lumen		1	4011160463266	46326

Optiline LED floodlight with motion detector

IP44

Model	Luminous flux	Version	PU	EAN	Art. no.
10 watt	approx. 900 lumen	<ul style="list-style-type: none"> • Motion sensor with a detection zone of 100° and up to 8 metres • With 1 m rubber power cable H05RN-F 3G1.0 without plug • IP44: protected against foreign bodies and splash-proof 	1	4011160463334	46333
20 watt	approx. 1800 lumen		1	4011160463341	46334
50 watt	approx. 4500 lumen		1	4011160463358	46335

Optiline mobile LED working lamps on tripod

IP65

Model	Luminous flux	Version	PU	EAN	Art. no.
30 watt	approx. 2,700 lumen	<ul style="list-style-type: none"> • Powder-coated tripod, height-adjustable, collapsible • With 3 m rubber power cable H05RN-F 3G1.0 • With safety plug • Height-adjustable to: 1.6 m (art. no. 46350), up to 1.4 m (art. no. 46351) • IP65: dust-tight and jet-water-proof 	1	4011160463501	46350
2x 30 watt	approx. 2 x 2,700 lumen		1	4011160463518	46351

Optiline mobile LED floodlights

IP65

Model	Luminous flux	Version	PU	EAN	Art. no.
20 watt	approx. 1,800 lumen	<ul style="list-style-type: none"> • Folding frame with insulated handle • With 3 m rubber power cable H05RN-F 3G1.0 with shock-proof plug • IP65: dust-tight and jet-water-proof 	1	4011160463402	46340
50 watt	approx. 4,500 lumen		1	4011160463419	46341
100 watt	approx. 9,000 lumen		1	4011160463426	46342
150 watt	approx. 13500 lumen		1	4011160463433	46343

Solar floodlight with motion sensor



- Technical data
- Tested in accordance with DIN EN 60598-1
 - **IP44:** protected against foreign bodies and splash-proof



Solarline LED floodlight with motion detector

IP44

- Specially developed SMD LED: Lifespan of over 25,000 hours
- Reinforced die-cast aluminium housing in a modern design
- Lockable, swivelling floodlight
- Motion detector: Sensor 180°
- Detection zone: up to 12 metres
- Adjustable from 10 seconds to 6 minutes
- Adjustable twilight and sensitivity switch
- Polycrystalline solar panel (3.5 W/14.5 V) with battery (7.4 V/1,800 mAh)
- Charging time: approx. 10 hours
- Operating time: approx. 4 hours
- LED beam angle: 120°
- 3 m connecting cable between light and solar panel

Model	Luminous flux	Colour temperature	PU	EAN	Art. no.
10 watt	approx. 550 lumen	5,000 K (neutral white)	1	4011160469787	46978

Solar floodlight for connection to car battery



- Technical data
- Tested in accordance with DIN EN 60598-1
 - **IP65:** dust-tight and jet-water-proof



Solarline LED floodlight with additional 12 V battery connection cable

IP65

- Maximum flexibility thanks to solar panel and battery terminals.
Mobile LED floodlight with solar panel for charging with sunlight. Alternatively, the floodlight can also be connected to a car battery. The perfect set for outdoor enthusiasts.
- Included in delivery: LED floodlight, solar panel with mounting bracket and mounting parts, 2 remote controls each with 2x AAA batteries, connection cable with battery terminals for 12 V car batteries
- Floodlight with maximum operating time of up to 4.5 hours, with timer function, adjustable dimming in several stages
- Default setting: The LED floodlight switches on automatically when it gets dark and off automatically when it gets light.
- Beam angle: 120°
- 3.5 m connecting cable between floodlight and solar panel for solar operation
- Alternatively, 4.5 m connecting cable with battery terminals for connecting the floodlight to a 12 V car battery
- All cables with SAE connectors
- Temperature range: -25°C to 60°C
- Two remote controls (one as a spare), infrared (range 8 to 10 m), with 2x AAA batteries per remote control

Model	Luminous flux	Colour temperature	LiFePo4 battery (lithium iron)	Battery charging time	EAN	Art. no.
25 watt	1500 lumen	4000 K (neutral white)	6.4 V 6000 mAh	approx. 6 hours	4011160469817	46981
60 watt	4000 lumen	4000 K (neutral white)	9.6 V 10000 mAh	approx. 8 hours	4011160469824	46982



Set	Contents	EAN	Art. no.
INDU 1	10 W charging station and LED battery-operated floodlight	4011160428302	42830
INDU 3	Charging station with two 10 W chargers, LED battery-operated floodlight and LED battery-operated handlamp	4011160428326	42832

Technical details of the individual components of the sets can be found below.



Induction charging stations

IP20



Both charging stations have a fold-out charging compartment for cell phones.

- Charging stations with one 10 watt charger (INDU 1) or with two 10 watt chargers (INDU 3)
- Housing with very strong magnetic back suitable for mounting on metallic surfaces or with drill holes for wall mounting.
- Magnets on the front secure the floodlight and/or handlamp to the charging station during charging.
- Additional fold-out compartment for charging induction-compatible cell phones.
- Incl. USB type C charging cable with USB 5V DC 2A power plug
- IP20: for indoor use

3+7 W LED battery-operated floodlight

IP65



Magnetic foot



180° folding bracket



- Switch with four lighting levels:
Spotlight/level 1: 250 lm; operating time ~4.5 h
Level 2: 120 lm; operating time ~10 h
Level 3: 350 lm; operating time ~4.5 h
Level 4: 670 lm; operating time ~2.5 h
- Colour temperature 6500 kelvin
- 3.7 V / 2600 mAh Li-ion battery / 18650
- Charging time via USB type C cable: ~4 h
- Charging time via induction: ~6 h
- With integrated battery status display
- 180° folding bracket with integrated magnets
- IP65: dust-tight and jet-water-proof

10 W LED battery-operated handlamp

IP68



Lamp head with safety glass



On/off switch, USB socket



- Switch with four lighting levels:
Level 1: 5 lm; operating time ~200 h
Level 2: 30 lm; operating time ~25 h
Level 3: 400 lm; operating time ~4 h
Level 4: 1000 lm; operating time ~2 h
- Colour temperature 6500 kelvin
- 3.7 V / 2600 mAh Li-ion battery / 18650
- Charging time via USB type C cable: ~4 h
- Charging time via induction: ~6 h
- With integrated battery status display
- IP68: dust-tight and water pressure tight

LIGHT & POWER WITH INDUCTION!

LED floodlight 10 watt, 670 lumen



LED handlamp

10 watt, 1000 lumen

Induction charging station

for charging induction-lamps and mobile phones





XT1 LED flashlight

IP30



- Powerful SMD LED in a robust die-cast aluminium housing:
- Lifespan of over 50,000 hours
- Zoom from 0 to 5 metres
- 2 illumination levels and emergency flashing function
- Operating time at full output: approx. 6 hours
- Operating time at half output: approx. 10 hours
- Operating time using emergency flashing function: approx. 12 hours
- Includes 3 x AAA batteries
- Dimensions: Ø 33 mm, length approx. 110 mm
- **IP30:** protected against foreign bodies



Model	Luminous flux	Colour temperature	PU	EAN	Art. no.
1 watt	Approx. 70-100 lumen	6,400 K (daylight)	1	4011160428043	42804

Promotion key light display

IP30



- Promotion display with 24 mini handlamps (art. no. 99457) as key rings for presentation on the sales counter or in the cash point areas.
- With the key light on your key ring, you always have a small lamp ready to hand.
- LED key light: 0.5 watt
- Luminous flux: approx. 50 lumen
- Colour temperature: 7500 K (daylight)
- With 5 levels: 100% / 50% / flashing / OFF / SOS
- SOS light signal: press and hold the switch. After a few seconds, the lamp flashes as an SOS emergency signal.
- Two CR2032 batteries included
- Colour: blue



Model	PU	EAN	Art. no.
Promotional display with 24 key lights	1	4011160994562	99456



EVO 6 battery-operated LED handlamp

IP54



Magnetic foot

- Extremely slimline 6 W COB LED and an additional 3 W SMD LED in the lamp head (spotlight)
- Lifespan of over 50,000 hours
- Extremely bright thanks to the special mirrored surface
- Infinitely adjustable 120° swivelling on 2 sides
- With magnetic foot
- Li-ion battery 3.7 V (2,600 mAh)
- Charging time: approx. 4 hours
- Operating time:
 - Level 1 / spotlight approx. 10 hours,
 - Level 2 (40%) approx. 5.5 hours,
 - Level 3 (100%) approx. 2.5 hours
- 100-240 V/50-60 Hz
- Includes charger: charger with USB (5 V/1 A)
- **IP54:** protected against dust and splash-proof



Charger with USB

Model	Luminous flux	Colour temperature	PU	EAN	Art. no.
6 + 3 watt	approx. 620 / 120 lumen	6,500 K (daylight)	1	4011160428104	42810



Battery status display and on/off switch



5 V DC 1A USB





EVO 7 battery-operated LED handlamp

IP30



- Special 5 W COB LED and additional 3 W SMD LED in the lamp head: Lifespan of over 50,000 hours
- With foldable hook for suspension and magnetic foot for attachment onto metallic surfaces
- Li-ion battery 3.7 V/2,600 mAh
- Charging time: approx. 4 hours
- Operating time: approx. 7 hours (level 1)
approx. 5.5 hours (level 2)
approx. 3 hours (level 3)
- Infinitely adjustable 120° swivelling on 2 sides and 180° rotating
- Includes USB charging cable (5 V/1 A)
- **IP30:** protected against foreign bodies

Model	Luminous flux	Colour temperature	PU	EAN	Art. no.
5 + 3 watt	Approx. 500/120 lumen	6,500 K (daylight)	1	4011160428081	42808



Battery-operated LED inspection lamp

IP20

Display
 Model



- Special light strand COB LED and 3 additional LEDs in the lamp head
- Rubber-coated housing with foldable hook for suspension and 4 magnets on the back
- Li-ion battery 3.7 V/2,000 mAh with charge status display
- Charging time: approx. 3 hours
- Operating time: up to 4 hours
- Includes USB charger (5 V/1 A)
- 3 positions possible: ON - lamp head only - OFF
- **IP20:** for indoor use

Model	Luminous flux	Colour temperature	PU	EAN	Art. no.
2 watt	Approx. 200/20 lumen	6,000 K (daylight)	1	4011160428203	42820



EVO 8 battery-operated LED inspection lamp

IP30



- Rubber-coated housing
- Very flexible lamp due to 270° swivelling design
- With specially developed COB LED: Lifespan of over 50,000 hours
- Additional spotlight (100 lm) for spot lighting
- With folding hook and magnetic foot
- 3.8 V/2800 mAh Li-ion battery with charge status display
- Charging time: approx. 4.5 hours
- Operating time: up to 5 hours
- Includes 5 V/1 A USB charger
- 4 positions possible: ON - level 1/level 2/spotlight - OFF
- **IP30:** protected against foreign bodies

Model	Luminous flux	Colour temperature	PU	EAN	Art. no.
3 + 1 watt	Approx. 250/500 lumen	6,000 K (daylight)	1	4011160428241	42824



HD 200 battery-operated headlamp with sensor

IP54



- With specially developed COB LED: Lifespan of over 50,000 hours
- Operated using the on/off switch or contactless motion sensor
- Switch position 1: 200 lm, operating time approx. 1.8 h
- Switch position 2: 100 lm, operating time approx. 4 h
- Sensor actuation: 200 lm, operating time approx. 1.8 h
- With size-adjustable headband
- 3.7 V/600 mAh Li-ion battery with charge control
- Charging time: approx. 2.5 hours
- Operating time: up to 4 hours
- Beam angle: 120°
- Ultra-light: Weight incl. headband 42g
- Impact resistance: IK07
- Includes USB charging cable 5 V/1 A



Model	Luminous flux	Colour temperature	PU	EAN	Art. no.
2 watt	Approx. 100 / 200 lumen	6,500 K (daylight)	1	4011160428258	42825





New innovative **lighting products** are available
in the current **lighting season**
at www.as-schwabe.de/service/downloads

Handlamps

Technical data

- 230 V/16 A
- Tested in accordance with DIN EN 60598-1
- **IP20:** for indoor use
- **IP44:** for outdoor use



LED handlamp

IP44



NEW
DESIGN



- LED with very high luminous flux
- Lamp lifespan: over 50,000 hours
- Integrated rotating suspension hook made from shatterproof special plastic
- Switch in the handle
- Operating voltage 230 Volt, 50 Hz, power consumption 10 W
- 5 m rubber power cable H05RN-F 2×1.0

Model	Luminous flux	Colour temperature	PU	EAN	Art. no.
10 watt	approx. 670 lumen	6,000 K (daylight)	1/10	4011160424113	42411

Battery-operated LED handlamp HH 60

IP20



- 60 bright-white LEDs, operating time approx. 2.5 h
- Lamp lifespan: over 30,000 hours
- 3 integrated NiMH batteries 3.7 V 1800 mAh, can be charged via mains adapter or 12 V vehicle charging cable
- Includes mains charging adapter and vehicle charging cable
- Low power consumption and minimal heat build-up
- Convenient shape with suspension hook and magnet
- On/off switch with rubber protective cap
- Dimensions: 44 cm × Ø 5.5 cm
- 230 V/50 Hz, 12 V/DC

Model	Luminous flux	Colour temperature	PU	EAN	Art. no.
3 watt	approx. 200 lumen	6,400 K (daylight)	1/10	4011160424359	42435

Fluorescent handlamp

IP20



- Electronic ballast
- Rotating hook
- With Euro plug
- Non-exchangeable bulb
- Lamp lifespan: over 6,000 hours
- 5 m rubber power cable H05RN-F 2×0.75



Model	Luminous flux	Colour temperature	PU	EAN	Art. no.
8 watt	approx. 300 lumen	6,400 K (daylight)	1/10	4011160423031	42303

Handlamp

IP20




- With rubber handle, galvanised protection cage and protective glass
- With shock-absorbing bead ring
- Bulb not included
- Suitable for bulbs with a total length of up to 130 mm and a maximum width of 50 mm
- Base E27, max. 100 W
- 5 m rubber power cable H05RN-F 2×1.0

Model	PU	EAN	Art. no.
100 watt	1/10	4011160472503	47250

EnergyTube XL 360° LED floodlight

Technical data

- Premium 360° LED floodlight for all-round illumination of large areas
- With DIN pin attachment for mounting on tripods with DIN pin
- Possible use of metal eyelet and snap hook for quick hanging
- LED housed in polycarbonate protective column, extremely impact-resistant IK10
- Extremely long-lasting high-performance LEDs with a lifespan of over 50,000 hours
- Colour rendering index: CRI > 80
- With integrated thermo switch
- Surrounding operating temperature: -15°C to +40°C
- Beam angle: 360°
- Connection: 230 V/50-60 Hz
- Tested in accordance with DIN EN 60598-1
- **IP44:** protected against foreign bodies and splash-proof



EnergyTube XL 360° LED FLOODLIGHT

- Premium 360° LED floodlight for all-round illumination of large areas up to approx. 2400 m²
- Includes protective bag
- 150 lm/W

Model	Luminous flux	Colour temperature	EAN	Art. no.
200 watt	approx. 30000 lumen	5000 K (neutral white)	4011160462412	46241



EnergyTube XL 360° LED floodlight


- Premium 360° LED floodlight for all-round illumination of large areas up to approx. 3200 m²
- Includes protective bag
- 140 lm/W

Model	Luminous flux	Colour temperature	EAN	Art. no.
500 watt	approx. 70000 lumen	5000 K (neutral white)	4011160462429	46242

Transport box for EnergyTube XL

- Suitable for EnergyTube XL 200 W and 500 W floodlights
- Stable, protective housing made of aluminium plate for safe transport
- With foam insert and lockable lid incl. 2 keys
- Soft opening and closing of the lid thanks to the gas pressure spring (approx. 80°)
- Movable handles on both sides for a non-slip grip when carrying

Transport box for EnergyTube XL 200 W and 500 W	EAN	Art. no.
Dimensions: 1000x320x320mm	4011160462436	46243



ENERGYTUBE XL
360° LED FLOODLIGHT FOR LARGE AREAS



EnergyTube XL 500 W (Art. no. 46242)
mounted on
professional tripod XXL (Art. no. 46758)

Available as
ENERGY XL 500 SET
Art. no. 19862

ENERGY XL 200 SET



Components of the set:

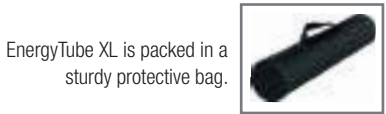
- 1x EnergyTube XL 360° 200 W LED floodlight (art. no. 46241)
- 1x Professional tripod XXL with traverse (art. no. 46758)



EnergyTube XL 200 W with professional tripod XXL

- EnergyTube XL 360° 200 W LED floodlight (art. no. 46241 in protective bag):**
- For all-round illumination of large areas up to approx. 2400 m²
 - Luminous flux: approx. 30000 lm
 - Colour temperature: 5000 K (neutral white)
 - With DIN pin attachment for mounting on tripods with DIN pin
 - Possible use of metal eyelet and snap hook for quick hanging
 - LED housed in polycarbonate protective column, extremely impact-resistant IK10
 - Extremely long-lasting high-performance LEDs with a lifespan of over 50,000 hours (150 lm/W)
 - Colour rendering index: CRI > 80
 - Beam angle: 360°
 - 7 m rubber power cable H07RN-F 3G1.5 with shock-proof plug
 - With integrated thermo switch
 - Surrounding operating temperature: -15°C to +40°C
 - Connection: 230 V / 50-60 Hz
 - IP44: protected against foreign bodies and splash-proof

- Professional tripod XXL with traverse (Art. no. 46758):**
- Powder-coated iron tube frame with 5 tube elements and adjusting screws in practical bag
 - Tripod with DIN pin and 820 mm long traverse with DIN support for quick assembly and quick securing of the working lamps on the tripod
 - Individually telescoping legs with foot cones for very good stability
 - Including 3 safety cords with snap hook and 3 ground pegs for stability
 - Height-adjustable from 1.3 m to 4.6 m
 - max. 40 kg load capacity



Set	Components	EAN	Art. no.
ENERGY XL 200	EnergyTube XL 360° 200 W LED floodlight and professional tripod XXL	4011160198618	19861

ENERGY XL 500 SET



Components of the set:

- 1x EnergyTube XL 360° 500 W LED floodlight (art. no. 46242)
- 1x Professional tripod XXL with traverse (art. no. 46758)



EnergyTube XL 500 W with professional tripod XXL

- EnergyTube XL 360° 500 W LED floodlight (art. no. 46242 in protective bag):**
- For all-round illumination of large areas up to approx. 3200 m²
 - Luminous flux: approx. 70000 lm
 - Colour temperature: 5000 K (neutral white)
 - With DIN pin attachment for mounting on tripods with DIN pin
 - Possible use of metal eyelet and snap hook for quick hanging
 - LED housed in polycarbonate protective column, extremely impact-resistant IK10
 - Extremely long-lasting high-performance LEDs with a lifespan of over 50,000 hours (140 lm/W)
 - Colour rendering index: CRI > 80
 - Beam angle: 360°
 - 7 m rubber power cable H07RN-F 3G1.5 with shock-proof plug
 - With integrated thermo switch
 - Surrounding operating temperature: -15°C to +40°C
 - Connection: 230 V / 50-60 Hz
 - IP44: protected against foreign bodies and splash-proof

- Professional tripod XXL with traverse (Art. no. 46758):**
- Powder-coated iron tube frame with 5 tube elements and adjusting screws in practical bag
 - Tripod with DIN pin and 820 mm long traverse with DIN support for quick assembly and quick securing of the working lamps on the tripod
 - Individually telescoping legs with foot cones for very good stability
 - Including 3 safety cords with snap hook and 3 ground pegs for stability
 - Height-adjustable from 1.3 m to 4.6 m
 - max. 40 kg load capacity



Set	consisting of	EAN	Art. no.
ENERGY XL 500	EnergyTube XL 360° 500 W LED floodlight and professional tripod XXL	4011160198625	19862



Energyline XL LED floodlight for large areas

- For installation on **cranes** for illumination of large construction sites
- For **attachment to tripods** for mobile use
- For illuminating **tunnels/mines** in underground mining
- For use as working lights on **construction site vehicles** on night-time construction sites or in underground mining
- For use as **ceiling illumination** in warehouses
- For the outdoor illumination of **loading ramps**
- For use as room lighting **in industrial applications**
- For use as a floodlight on **playing fields** or in **stadiums**

Installation height	Light output onto illuminated area			Illuminated area
	XL200	XL600	XL1000	
5 m	608,6 Lux	1825,79 Lux	3042,98 Lux	78,54 m²
10 m	152,15 Lux	456,45 Lux	760,74 Lux	152,15m²
15 m	67,62 Lux	202,87 Lux	338,11 Lux	706,86 m²
20 m	38,04 Lux	114,11Lux	190,19 Lux	1256,64 m²
25 m	24,34 Lux	73,03 Lux	121,72 Lux	1963,50 m²
30 m	16,91 Lux	50,72 Lux	84,53 Lux	2827,43 m²
40 m	9,51 Lux	28,53 Lux	47,55 Lux	5026,55 m²
50 m	6,09 Lux	18,26 Lux	30,43 Lux	7853,98 m²

Beam diagram for the light output of the Energyline XL series (art. nos. 46211, 46212 and 46213)

* Our specified values are theoretical values. The perception of the brightness of light varies from person to person. Light is also heavily dependent on the surroundings, e.g. the properties of surfaces or colours, which can scatter or absorb the light.

Energyline XL LED floodlight for large areas



Technical data

- Premium large-area floodlight for robust applications on construction sites
- With robust adjustable bracket for installation on cranes etc.
- Extremely impact-resistant die-cast aluminium housing: IK08
- Polycarbonate diffusing disc with lenses for better light distribution
- Highly efficient heat dissipation thanks to the special surface design of the back of the housing
- Extremely long-lasting high-performance LEDs with a lifespan of over 60,000 hours
- Colour rendering index: CRI > 80
- Beam angle: 90°
- 140 lm/W
- Connection: 230 V/50-60 Hz
- **IP66:** dust-tight and water-tight for outdoor use



Back of housing



Art. no. 46213



Art. no. 46212



Art. no. 46211



Model	Luminous flux	Colour temperature	Version	PU	EAN	Art. no.
200 watt	approx. 28000 lumen	4,000 K (neutral white)	4.5 m rubber power cable H07RN-F 3G1.5 with shock-proof plug	1	4011160462115	46211
600 watt	approx. 84000 lumen	4,000 K (neutral white)	10 m rubber power cable H07RN-F 3G1.5 with shock-proof plug	1	4011160462122	46212
1000 watt	approx. 140000 lumen	4,000 K (neutral white)	25 m rubber power cable H07RN-F 3G1.5 with shock-proof plug	1	4011160462139	46213



10

Automatic rewinding reels **192-193**

Compressed air hoses **194**

Air hose reels **194**

Water level tool **195**

Compressed air

Automatic air hose reels

With automatic rewinding function

Both models can be attached to the wall or ceiling.



Automatic air hose reels



Automatic air hose reel



- Compressed air hose rewinding mechanism with robust blue plastic housing
- Includes swivelling wall mount and fastening material
- 10 m unrollable yellow PCB knitted PVC-textile hose with hose stopper
- With automatic rewinding function
- Hose guide mechanism allows for neat hose winding
- 1 m connecting hose
- Max. pressure 12 bar
- Connection NW 7.2 plug-in nipple and quick connector
- Connecting pieces with steel anti-kink springs
- With quick-close connector
- Hose: Inner diameter x wall thickness: 10 x 3 mm

Version	Colour	PU	EAN	Art. no.
10 m PVC compressed air hose 10 x 3 mm with hose stopper	Blue	1	4011160126123	12612

Automatic air hose reel for professionals



- Compressed air hose rewinding mechanism with robust grey plastic housing
- Includes swivelling wall mount and fastening material
- 15 m unrollable blue polyurethane hose with hose stopper
- With automatic rewinding function
- Hose guide mechanism allows for neat hose winding
- 1 m polyurethane connecting hose
- Max. pressure 12 bar
- With quick-close connector and NW 7.2 plug-in nipple
- Connecting pieces with steel anti-kink springs
- Hose: Inner diameter x wall thickness: 8 x 2 mm

Version	Colour	PU	EAN	Art. no.
15 m PU compressed air hose 8 x 2 mm with hose stopper	Grey	1	4011160126130	12613



© spukkato

Compressed air hoses



Compressed air hose sets with polyester fabric braiding

- PVC compressed air hose, transparent blue, with polyester fabric braiding, complete with quick-close connector and socket, reinforced ready for use
- Connection NW 7.2
- Max. pressure 15 bar
- Hose: Inner diameter \times wall thickness: 6 \times 3 mm and 9 \times 3 mm



Version	Colour	PU	EAN	Art. no.
5 m PVC compressed air hose 6 \times 3 mm	Blue	1/300	4011160127021	12702
5 m PVC compressed air hose 9 \times 3 mm	Blue	1/250	4011160127052	12705
10 m PVC compressed air hose 9 \times 3 mm	Blue	1/200	4011160127069	12706
15 m PVC compressed air hose 9 \times 3 mm	Blue	1/200	4011160127076	12707
20 m PVC compressed air hose 9 \times 3 mm	Blue	1/200	4011160127083	12708

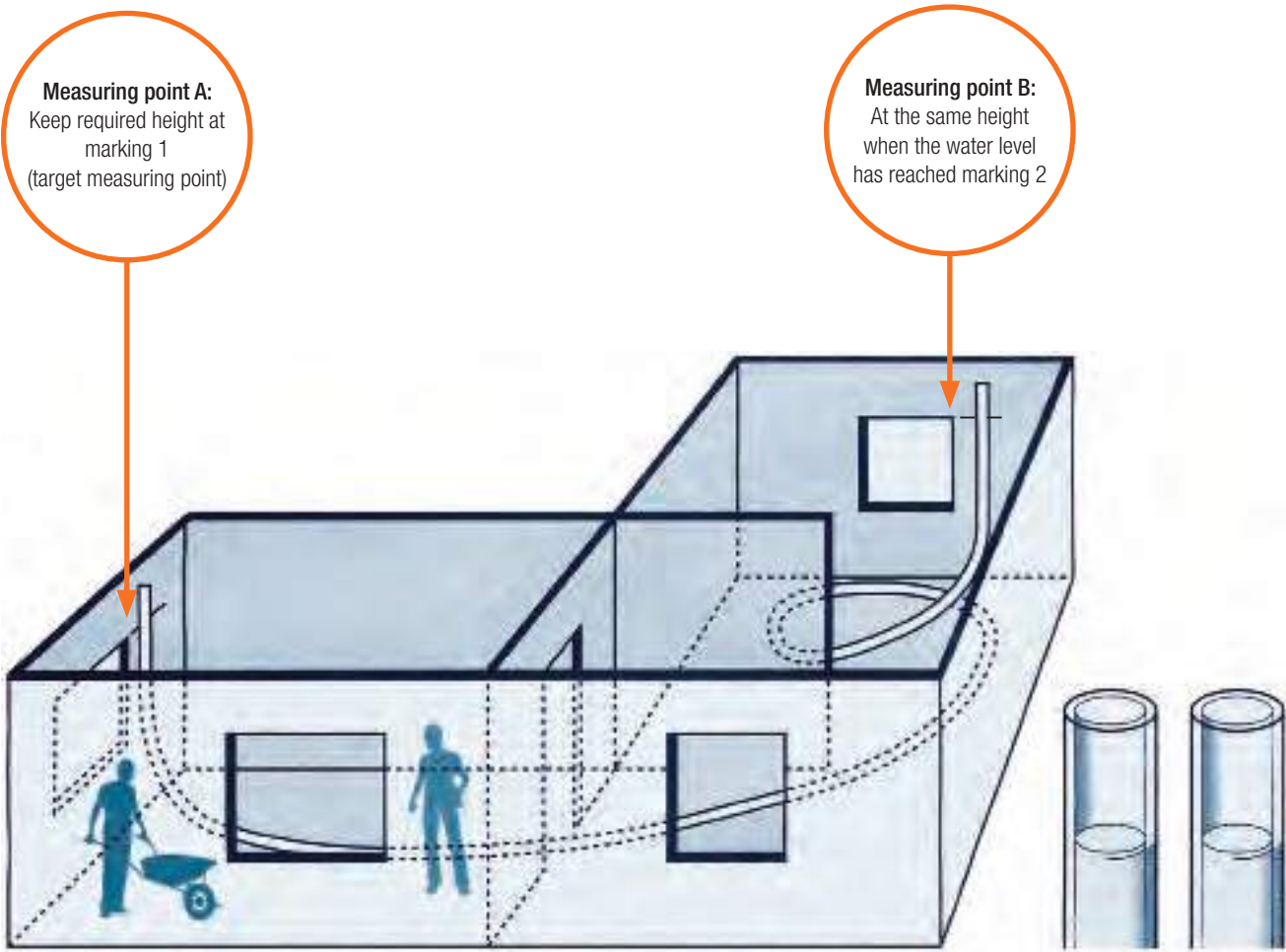
Air hose reels



- Special thermoplastic reel body
- Galvanised bow-handle frame
- Blue compressed air hose with DIN fitting
- Max. pressure 15 bar
- Connection NW 7.2
- Hose: Inner diameter \times wall thickness 9 \times 3 mm

Version	Colour	PU	EAN	Art. no.
20 m compressed air hose 9 \times 3 mm	Blue	1/50	4011160126222	12622

Using a water level tool



Water level tool



- Consisting of: PVC hose, crystal clear, one funnel and two stoppers
- Hose: Inner diameter \times wall thickness: 8 \times 1.5 mm

Version	PU	EAN	Art. no.
10 m PVC hose 8 \times 1.5 mm	1/300	4011160127144	12714
15 m PVC hose 8 \times 1.5 mm	1/250	4011160127106	12710
20 m PVC hose 8 \times 1.5 mm	1/200	4011160127113	12711
25 m PVC hose 8 \times 1.5 mm	1/200	4011160127120	12712



11

Cable reels	200-203
Extensions	204-207
Adapter cords	208-211
Camping accessories	212-213
Power combination units	214
Multi socket outlets	215
STECKY power combination units	216-217
Plugs and connectors	218-219
Power supply inlets	220-221
Flanged sockets	222-224
Protective devices and cables	225
Caravan adapters	226-229

Camping/caravan


Camping

The right electrical equipment with as - Schwabe



If you want to spend your camping holiday without nasty surprises, check your equipment for completeness and functionality before departure. The electrical equipment is one of the most important and must meet the campsites standards. To ensure that you only take electrotechnical products with you that you are allowed to use on the campsite, we explain what is permitted in the camping area (✓).

Standards




Electrical standards for power supply on campsites and in mobile homes have to be respected. According to DIN standard VDE 0100-721, heavy-duty rubber cables of **type H07RN-F** or a higher quality with a **cable cross-section of 2.5 mm²** (3G2.5) are required. Further, the permitted **maximum length of 25 m** cord **plus** an **adapter cord of 1.5 m**, if necessary, must not be exceeded.

These requirements are an integral part of all **camp site regulations**. If you fail to comply, the camp site owner may ask you to **rent** or **purchase a** cable on site. If you refuse the campsite operator's request, **you may be denied access to electricity**. If you manage to connect to the electricity without authorisation, your action may be liable to prosecution and you would normally be **expelled** from the campsite.

Compliance with the regulations described above is essential for your insurance. For example, cable cross-sections that are too small can lead to fire as a result of an excessive electricity load. If damage to your mobile home or the campsite results from **illegal cables**, your **insurance protection will be rendered void**, and you will be liable for the damage and responsible for any costs.

Our recommendation



Considering the **safety aspects** related to electric current, it is recommended to use electrical devices fitted with **power cords longer than 1.5 m**. Such cable lengths make it possible to connect extensions to high wall-mounted socket outlets or power supply inlets and **to place the cable with connector on the ground beneath the vehicle, for example**.

The advantage is that there is no tensile stress on the connection between the plug and connector after connecting a consumer. In addition, the power supply inlet is not loaded. Indeed, tensile stress should always be avoided on these two connections, since in the worst case, **loose contact connections** can cause **socket fires**. **Short circuits** can also **damage** the connected devices. If you want to be on the safe side, consider our recommendation and only use products with a minimum cable length of 1.5 m.

NO POWER IN YOUR CARAVAN?

If the **red LED** at the plug and connector is glowing, the **cable is live**.

Shorten the troublesome search for the error with a view at our voltage indicator!

Progress for greater camping pleasure

You can purchase our camping products with our innovative 'powerlight' plugs and connectors with voltage indicator right now. Look for the powerlight symbol.



Camping cable reels



Technical data


- Reel body made from robust, shatterproof special plastic
- With thermo switch and cable guide
- With a black heavy-duty rubber power cable or heavy-duty polyurethane power cable in a striking orange colour
- Cable clip to fix the cable on the housing
- Intended for permanent outdoor use
- Tested in accordance with EN 61242, DIN VDE 0620-2-1, DIN EN 50525-2, IEC 60309
- **IP44**: protected against foreign bodies and splash-proof



Xperts camping cable reel with 'powerlight' voltage indicator

IP44




- With stable, shock-absorbing **X** double-tube frame with a brake ensured by a screw with large star head knob, especially suitable for uneven ground
- Frame with ergonomic non-slip 2-component handle
- With CEE plug 230 V, 16 A, 3-pole with 'powerlight' voltage indicator
- With 2x shock-proof socket outlets 230 V, splash-proof  and 1 CEE socket with flap lid 230 V, 16 A, 3-pole

With CEE plug	Ø mm	PU	EAN	Art. no.
25 m black heavy-duty rubber power cable H07RN-F 3G2.5	285	1/48	4011160221767	22176

Camping cable reel with 'powerlight' voltage indicator

IP44



- Shock-absorbing, stable, galvanised foot frame with parking brake
- Ergonomic handle
- With CEE plug 230 V, 16 A, 3-pole with 'powerlight' voltage indicator
- With 2x shock-proof socket outlets 230V, splash-proof  and 1x CEE socket flap lid 230 V, 16 A, 3-pole

With CEE plug	Ø mm	PU	EAN	Art. no.
25 m black heavy-duty rubber power cable H07RN-F 3G2.5	285	1/60	4011160101762	10176
25 m orange heavy-duty polyurethane power cable H07BQ-F 3G2.5	285	1/60	4011160101700	10170



Bag for cable reel
Art. no. 12279, page 201

**BEST
SELLER**

NEW

Cable in
a striking
colour



Bag for camping cable reels




The all-weather protective bag against dirt and rain!

- Made of resistant, dust- and splash-proof outdoor material
- Easy-care and easily washable
- Zip with all-weather-resistant protective coating
- 4 zipper sliders allow the setting of individual openings
- Practical strap with a buckle clip on the top
- Easy packing of the cable reel as the bag can be opened completely
- Pre-punched slots on both sides to pull the cables through
- Pocket size: height 390 mm, width 330 mm, depth 210 mm
- Intended for permanent outdoor use
- Suitable for camping cable reels with the article no. 10173, 10176, 10231, 12270, 12274

Version	Colour	PU	EAN	Art. no.
Bag for camping cable reels	Grey	1	4011160122798	12279

Details overview:



Zipper with all-weather-resistant protective coating and four sliders.



Carrying strap with buckle clip for easy transportation.



Rain protection tabs over **pre-punched opening slots** for inserting the power cord.



Easy packing of the cable reel with 270° all-around zipper at the front and back of the bag.



Connection facilitated by the four zipper sliders.



Practical cable openings on both sides of the bag for inserting cables.


Cable reel

IP44



- Shock-proof plug 230 V, 16 A
- 3x shock-proof socket outlets, splash-proof
- 230 V, 16 A, max. 3500 W

With safety plug	Ø mm	PU	EAN	Art. no.
25 m black heavy-duty rubber power cable H07RN-F 3G2.5	285	1/80	4011160102318	10231



Bag for cable reel
Art. no. 12279, page 201

Camping cable reels



Technical data

- Reel body made from robust, shatter-proof special plastic with ergonomic handle
- Shock-absorbing, stable, galvanised foot frame with parking brake
- Overheat protection and cable guide
- With a black rubber power cable or polyurethane cable in a striking orange colour
- Cable clip to fix the cable on the housing
- Intended for permanent outdoor use
- 230 V, 16 A, max. 3500 W
- Tested in accordance with EN 61242, DIN VDE 0620-2-1, DIN EN 50525-2, IEC 60309
- **IP44**: protected against foreign bodies and splash-proof



Camping extension reel with 'powerlight' voltage indicator

IP44



- With CEE plug 230 V, 16 A, 3-pole with 'powerlight' voltage indicator
- 1.5 m power cord with 1x CEE connector with flap lid 230 V, 16 A, 3-pole with 'powerlight' voltage indicator



Version	Ø mm	PU	EAN	Art. no.
25 m black heavy-duty rubber power cable H07RN-F 3G2.5	285	1/80	4011160122705	12270




Bag for cable reel
Art. no. 12279, page 201



- With CEE plug 230 V, 16 A, 3-pole with 'powerlight' voltage indicator
- 1.5 m power cord with 1x CEE connector with flap lid 230 V, 16 A, 3-pole with 'powerlight' voltage indicator
- With 1x shock-proof socket outlet, splash-proof



Version	Ø mm	PU	EAN	Art. no.
25 m orange heavy-duty polyurethane power cable H07BQ-F 3G2.5	285	1/80	4011160122729	12272



Bag for cable reel
Art. no. 12279, page 201

NEW

Cable in a striking colour



- With CEE plug 230 V, 16 A, 3-pole with 'powerlight' voltage indicator
- With 1.5 m power cord with CEE angled connector with flap lid (230 V, 16 A, 3-pole) and shock-proof socket outlet with flap lid (230 V, 16 A)



Version	Ø mm	PU	EAN	Art. no.
25 m black heavy-duty rubber power cable H07RN-F 3G2.5	285	1/80	4011160122743	12274
25 m orange heavy-duty polyurethane power cable H07BQ-F 3G2.5	285	1/80	4011160122767	12276

CEE angled connector with additional shock-proof socket outlet on the back



IP44

Shock-proof contact

CEE 230 V



Bag for cable reel
Art. no. 12279, page 201

NEW

Cable in a striking colour

CAMPING DUO +

WITH ORANGE POLYURETHANE CABLE

Set consists of:

- **CEE camping cable reel** (art. no. 10170)
25 m orange polyurethane cable H07BQ-F 3G2.5
with CEE plug with 'powerlight' voltage indicator,
1 CEE socket outlet and 2 shock-proof socket outlets with
safety flap lids
- **1.5 m extension** H07BQ-F 3G2.5 (art. no. 62430)
with CEE plug and CEE connector with flap lid with
'powerlight' voltage indicator, incl. hook-and-loop tape with
metal strip for hanging

EAN: 4011160197048
art. no. 19704



NEW



Cable in a striking colour

CAMPING TEAM +

WITH ORANGE POLYURETHANE CABLE

Set consists of:

- **Protective bag** for extensions (art. no. 12278)
- **25 m extension** H07BQ-F 3G2.5 (art. no. 62433)
with CEE plug and CEE connector with flap lid with
'powerlight' voltage indicator, incl. hook-and-loop tape with
metal strip for hanging
- **1.5 m adapter cord** H07BQ-F 3G2.5 (art. no. 62434)
with shock-proof plug and CEE connector with flap lid with 'powerlight' voltage
indicator, incl. hook-and-loop tape with
metal strip for hanging
- **1.5 m adapter cord** H07BQ-F 3G2.5 (art. no. 62434)
with CEE plug with 'powerlight' voltage indicator and shock-proof connector with protective cap
incl. hook-and-loop tape with metal strip for hanging
- **LED torch XT1** (art. no. 42804)

EAN: 4011160197062
Art. no. 19706



NEW



Cable in a striking colour

CEE extensions



Technical data

- With heavy-duty rubber power cable H07RN-F 3G2.5
- Incl. hook-and-loop tape with metal strip for hanging
- Tested in accordance with DIN VDE 0620-2-1, IEC 60309, DIN EN 50525-2
- **IP44**: protected against foreign bodies and splash-proof



CEE extension cable with 'powerlight' voltage indicator



IP44



BEST SELLER



- 1x CEE plug 230 V, 16 A, 3-pole with 'powerlight' voltage indicator
- 1x CEE angled connector 230V, 16A, 3-pole and 1x shock-proof socket outlet 230V, 16 A., waterproof IP44, with flap lid
- Incl. hook-and-loop tape with metal strip for hanging

Cable length	PU	EAN	Art. no.
1.5 m black heavy-duty rubber power cable H07RN-F 3G2.5	1	4011160614033	61403

CEE extension with PRCD personal protection switch



IP44



- 30 mA PRCD with undervoltage release as protection against electric voltage
- 1x CEE plug 230 V, 16 A, 3-pole with 'powerlight' voltage indicator
- 1x CEE connector with flap lid 230 V, 16 A, 3-pole with 'powerlight' voltage indicator

Cable length	PU	EAN	Art. no.
2x 1.5 m black heavy-duty rubber power cable H07RN-F 3G2.5	1	4011160452246	45224



Bag for extension
Art. no. 12278, page 207.

CAMPING DUO WITH BLACK RUBBER POWER CABLE

Set consists of:

- **CEE camping cable reel** (art. no. 10176)
25 m heavy-duty rubber power cable H07RN-F 3G2.5 with CEE plug with 'powerlight' voltage indicator, 1 CEE socket outlet and 2 shock-proof socket outlets with safety flap lids
- **1.5 m extension** H07RN-F 3G2.5 (art. no. 61402)
with CEE plug and CEE connector with flap lid with 'powerlight' voltage indicator, incl. hook-and-loop tape with metal strip for hanging



BEST SELLER



EAN: 4011160197031
art. no. 19703

CEE extensions



Technical data

- With a black heavy-duty rubber power cable or heavy-duty polyurethane power cable in a striking orange colour
- Incl. hook-and-loop tape with metal strip for hanging
- Tested in accordance with IEC 60309, DIN EN 50525-2
- **IP44**: protected against foreign bodies and splash-proof



CEE extension cables with 'powerlight' voltage indicator


IP44


- 1x CEE plug 230 V, 16 A, 3-pole with 'powerlight' voltage indicator
- 1x CEE connector with flap lid 230 V, 16 A, 3-pole with 'powerlight' voltage indicator
- Incl. hook-and-loop tape with metal strip for hanging

Cable length

	PU	EAN	Art. no.
1.5 m black heavy-duty rubber power cable H07RN-F 3G2.5	1	4011160614026	61402
5 m black heavy-duty rubber power cable H07RN-F 3G2.5	1	4011160614019	61401
10 m black heavy-duty rubber power cable H07RN-F 3G2.5	1	4011160614071	61407
25 m black heavy-duty rubber power cable H07RN-F 3G2.5	1	4011160614095	61409



Bag for extension
Art. no. 12278, page 207.



Cable length

	PU	EAN	Art. no.
1.5 m orange polyurethane power cable H07BQ-F 3G2.5	1	4011160624308	62430
5 m orange polyurethane power cable H07BQ-F 3G2.5	1	4011160624315	62431
10 m orange polyurethane power cable H07BQ-F 3G2.5	1	4011160624322	62432
25 m orange polyurethane power cable H07BQ-F 3G2.5	1	4011160624339	62433



Bag for extension
Art. no. 12278, page 207.

Cable in a
striking colour

Hands off! This belongs to Carlo's camper!

Camping, Cars and Caravan: Your equipment supplier for all eventualities

Camping Shop Any street 10 12345 Any town Tel. 01234/56789

Visit us again soon: Cuckoo's Nest Campsite in the Black Forest

Your Camping equipment with individually labelled cables

Do you want your **cable reels and extensions** to advertise your company when being used on the campsite? With our cable labelling service, they can do just that.

We can print the cables for the products that you choose from this catalogue to meet your exact specifications. Whether it is the **name and address of a campsite or a link to your website** – labelling will increase your advertising impact and ensure more visitors. A labelled cable also has the advantage of raising the **psychological barrier to theft** and thus protects your property. And **visitors will no longer mistake** your property **for theirs**.

Take advantage of our cable labelling service now.

Here's how it works:

Select the products from this catalogue that you would like us to label for you.

The **minimum purchase amount** is **100 m cable length**, consisting of a combination of any lengths, e.g.:

- Four cable reels each containing 25 m of cable
- Ten extensions each 10 m in length
- Two cable reels each containing 25 m of cable and five extensions each 10 m in length

For black cables, your chosen lettering is printed in **silver grey** printing ink and, for orange cables, **black** printing ink is used. The inks we use have a high mechanical durability and are largely abrasion-resistant. We deliver your printed cables just a few days following printing approval.

Order your customised cable labelling now

art no. 61000 (per metre)





The all-weather protective bag against dirt and rain!

- Protects extensions against dirt and rain
- Made of resistant, dust- and splash-proof outdoor material
- Easy-care outer material, easy to wash
- Zip with all-weather-resistant protective coating
- Easy packing of the extension as the bag can be opened completely
- Pocket size: diameter 360mm , depth 110mm
- Bag with long and elastic handle
- Suitable for permanent outdoor use and easy to wash
- Suitable for extension cables up to 25 m long 3G2.5

	Colour	PU	EAN	Art. no.
Bag for extensions	Grey	1	4011160122781	12278

Details overview:



Stable carrying strap for easy transport.



Zipper with dust- and splash-proof protective coating.




Wide opening for easy stowing of the extension.

CAMPING TEAM WITH BLACK RUBBER POWER CABLE



Set consists of:

- **Protective bag** for extensions (art. no. 12278)
- **25 m extension** H07RN-F 3G2.5 (art. no. 61409)
with CEE plug and CEE connector with flap lid with 'powerlight' voltage indicator,
incl. hook-and-loop tape with metal strip for hanging
- **1.5 m adapter cord** H07RN-F 3G2.5 (art. no. 61406)
with shock-proof plug and CEE connector with flap lid with 'powerlight'
voltage indicator, incl. hook-and-loop tape with metal strip for hanging
- **1.5 m adapter cord** H07RN-F 3G2.5 (art. no. 61408)
with CEE plug with 'powerlight' voltage indicator and
shock-proof connector with protective cap
incl. hook-and-loop tape with metal strip for hanging
- **LED torch** XT1 (art. no. 42804)



EAN: 4011160197055
Art. no. 19705

CEE adapter cords



Technical data

- With a black heavy-duty rubber power cable or polyurethane cable in a striking orange colour
- Incl. hook-and-loop tape with metal strip for hanging
- Tested in accordance with DIN VDE 0620-2-1, IEC 60309, DIN EN 50525-2
- **IP44**: protected against foreign bodies and splash-proof



CEE adapter cords with 'powerlight' voltage indicator



IP44

BEST
SELLER



- 1x shock-proof plug 230 V, 16 A
- 1x CEE connector with flap lid 230 V, 16 A, 3-pole with 'powerlight' voltage indicator
- Incl. hook-and-loop tape with metal strip for hanging

Cable length	PU	EAN	Art. no.
1.5 m black heavy-duty rubber power cable H07RN-F 3G2.5	1	4011160614064	61406
1.5 m orange heavy-duty polyurethane power cable H07BQ-F 3G2.5	1	4011160624346	62434

NEW



Cable in a
striking colour

BEST
SELLER



- 1x CEE plug 230 V, 16 A, 3-pole with 'powerlight' voltage indicator
- 1x shock-proof connector with protective cap 230 V, 16 A
- Incl. hook-and-loop tape with metal strip for hanging



Cable length	PU	EAN	Art. no.
1.5 m black heavy-duty rubber power cable H07RN-F 3G2.5	1	4011160614088	61408
1.5 m orange heavy-duty polyurethane power cable H07BQ-F 3G2.5	1	4011160624353	62435

NEW



Cable in a
striking colour

CEE adapter cords



Technical data

- With a black heavy-duty rubber power cable or polyurethane cable in a striking orange colour
- Incl. hook-and-loop tape with metal strip for hanging
- Tested in accordance with DIN VDE 0620-2-1, IEC 60309, DIN EN 50525-2
- **IP44**: protected against foreign bodies and splash-proof



CEE adapter cords

IP44



- 1x shock-proof plug 230 V, 16 A
- 1x CEE connector 230 V, 16 A, 3-pole with flap lid
- Incl. hook-and-loop tape with metal strip for hanging

Cable length


Cable length	PU	EAN	Art. no.
1.5 m black heavy-duty rubber power cable H07RN-F 3G2.5	1	4011160614835	61483



- 1x shock-proof plug 230 V, 16 A
- 1x CEE angled connector 230 V, 16 A, 3-pole and 1x shock-proof socket outlet 230 V, 16 A, waterproof with flap lid
- Incl. hook-and-loop tape with metal strip for hanging

Cable length

Cable length	PU	EAN	Art. no.
1.5 m black heavy-duty rubber power cable H07RN-F 3G2.5	1	4011160604836	60483
1.5 m orange heavy-duty polyurethane power cable H07BQ-F 3G2.5	1	4011160624360	62436



Cable in a striking colour

CEE angled connector with additional shock-proof socket outlet on the back



- 1x CEE plug 400 V, 16 A, 5-pole
- 1x CEE connector with flap lid 230 V, 16 A, 3-pole with 'powerlight' voltage indicator
- Incl. hook-and-loop tape with metal strip for hanging

Cable length

Cable length	PU	EAN	Art. no.
1.5 m black heavy-duty rubber power cable H07RN-F 3G2.5	1	4011160613913	61391



International CEE adapter cords

NEW:
With CEE plugs and connectors with powerlight voltage indicator



British standard



Type G

Cable in
a striking colour



- With 1.5 m orange PVC cable H05VV-F 3G1.5
- Incl. hook-and-loop tape with metal strip for hanging

Version	PU	EAN	Art. no.
British standard plug BS1363 (250 V, 13 A, 3-pole) and CEE connector with flap lid (230 V, 16 A, 3-pole) with 'powerlight' voltage indicator	1	4059948002863	660486
CEE connector (230 V, 16 A, 3-pole) with 'powerlight' voltage indicator and British Standard BS1363 connector (250 V, 13 A, 3-pole)	1	4059948002870	660488

Swiss standard



Type J



- With 1.5 m black heavy-duty rubber power cable H07RN-F 3G2.5
- Incl. hook-and-loop tape with metal strip for hanging

Version	PU	EAN	Art. no.
SEV plug type 23 (230 V, 16 A, 3-pole, IP55) and CEE connector with flap lid (230 V, 16 A, 3-pole) with 'powerlight' voltage indicator	1	4059948006458	762484
CEE connector (230 V, 16 A, 3-pole) with 'powerlight' voltage indicator and SEV connector type 23 with protective cap (230 V, 16 A, 3-pole, IP55)	1	4059948006441	762483

French standard



Type I



- With 1.5 m black heavy-duty rubber power cable H07RN-F 3G2.5
- Incl. hook-and-loop tape with metal strip for hanging

Version	PU	EAN	Art. no.
NF plug (230 V, 16 A) and CEE connector with flap lid (230 V, 16 A, 3-pole) with 'powerlight' voltage indicator	1	4011160614064	61406
CEE connector (230 V, 16 A, 3-pole) with 'powerlight' voltage indicator and NF connector with protective cap (230 V, 16 A)	1	4059948004775	861408



a striking
colour

- With 1.5 m orange heavy-duty polyurethane power cable H07BQ-F 3G2.5
- Incl. hook-and-loop tape with metal strip for hanging

Version	PU	EAN	Art. no.
NF plug (230 V, 16 A) and CEE connector with flap lid (230 V, 16 A, 3-pole) with 'powerlight' voltage indicator	1	4011160624346	62434
CEE connector (230 V, 16 A, 3-pole) with 'powerlight' voltage indicator and NF connector with protective cap (230 V, 16 A)	1	4059948004997	862435

Italian standard



Type L



- With 1.5 m black heavy-duty rubber power cable H07RN-F 3G1.5
- Incl. hook-and-loop tape with metal strip for hanging

Version	PU	EAN	Art. no.
Italian plug type L (16 A) and CEE connector with flap lid (230 V, 16 A, 3-pole) with 'powerlight' voltage indicator	1	4059948002979	360486
CEE plug (230 V, 16 A, 3-pole) and Italian outlet type L (230 V, 10-16 A) with 'powerlight' voltage indicator	1	4059948002986	360488



Country overview per connector standard

As some countries use several connector systems, we cannot present a binding overview.
Please inform yourself in detail which type you need before you start your journey.

Type B



Ecuador
Japan
Canada
Colombia
Cuba
Mexico
Panama
Philippines
Taiwan
Thailand
USA
Venezuela

Type E



Belgium
France
Morocco
Monaco
Poland
Slovakia
Czech Republic
Tunisia

Type F




Bulgaria
Denmark
Germany
Finland
Greece
Croatia
Netherlands
Norway
Austria
Portugal
Russia
Sweden
Spain
Turkey

Type G



Abu Dhabi
Dubai
Great Britain
Gambia
Ghana
Hong Kong
India
Iraq
Ireland
Northern Ireland
Scotland
Singapore
Wales
Cyprus

Type I




Argentina
Australia
China
New Zealand
Samoa
Uruguay

Type J



Switzerland
Liechtenstein

Type L



Ethiopia
Chile
Italy
San Marino
Vatican City

Travel adapter STECKY

For use in more than 100 countries



Type B



Type G



Type I



Type J



Type L

Versions for indoor household appliances

- 5 easily interchangeable country-specific modules
- For safe connection of different plugs
- With ground wire bracket and space-saving travel case

PU

1

EAN

4011160902536

Art. no.

90253



CEE safety box


IP44



- Reliable impact protection and moisture protection for plugs and connectors
- Impossible for plugs and connectors to be accidentally disconnected
- With a solid lock and three keys
- According to its green colour, the safety box is not visible in hedges or grass
- Length: 360 mm, Ø 110 mm
- **IP44:** protected against foreign bodies and splash-proof

Version	PU	EAN	Art. no.
Safety box for CEE plugs 230 V, 16 A, 3-pole	1	4011160487088	48708

Cable winder



With practical plug storage space for shock-proof plugs and other plug types

- Cable winder for keeping your extensions or cords neat and tidy when storing them
- for max. 15 m heavy-duty rubber cable H07RN-F 3G2.5 or orange polyurethane cable H07BQ-F 3G2.5
- Provided with two loops
- Featuring a plug storage holder and two hanging rings
e.g. shock-proof plug and CEE plug 230 V

Version	Colour	PU	EAN	Art. no.
Cable winder for max. 15 m cable	Blue	1	4011160487095	48709



NARCOTIC GAS DETECTOR FOR GREATER SAFETY WHEN CAMPING



PROTECT YOURSELF AGAINST

- **Anaesthetisation**
by thieves with narcotic gas while you are sleeping.
- **Poisoning**
from gas leaking from the gas bottle for the hob

‘ ALARM ’ NARCOTIC GAS • PROPANE GAS • BUTANE GAS ‘ ALARM ’

Narcotic gas detector H-AL 8300



NEW



- Gas detector provides a warning of propane, butane, and ether (narcotic gases)
- Suitable for use in caravans and lorry driver cabs
- Installation from 70-110 cm above the floor
- With LED function display: Power (green), Error (yellow), Alarm (red)
- With electrochemical sensor
- Signal tone with additional flashing LED
- Connection via USB-C cable (included)
- Can also be operated with a power bank.
- **IP20:** for indoor use

Version	PU	EAN	Art. no.
H-AL 8300	1	4011160904189	90418

MIXO CEE power combination units



Technical data

- Mobile distributors, space-saving and universally applicable
- Housing made from shatterproof special plastic
- Max. load 16 A/approx. 3.5 kW
- No protective device
- Tested in accordance with DIN VDE 0620-2-1, IEC 60309, DIN EN 50525-2
- **IP44:** protected against foreign bodies and splash-proof



MIXO WESER

Input **16 A**, approx. 3.5 kW

Output



CEE plug 230 V, 16 A, 3-pole

3x shock-proof socket outlets 230 V, 16 A



EAN 4011160604980
Art. no. 60498

MIXO EMS


Input **16 A**, approx. 3.5 kW

Output



CEE plug 230 V, 16 A, 3-pole
with 'powerlight' voltage indicator
with 1.5 m H07RN-F 3G2,5
extension

1x shock-proof socket outlet 230 V, 16 A
2x CEE sockets 230 V, 16 A, 3-pole



EAN 4011160604966
Art. no. 60496

MIXO SAALE


Input **16 A**, approx. 3.5 kW

Output



CEE plug 230 V, 16 A, 3-pole

2x shock-proof socket outlets 230 V, 16 A
1x CEE socket 230 V, 16 A, 3-pole
1x CEE connector 230 V, 16 A, 3-pole with
'powerlight' voltage indicator and
1.5 m H07RN-F 3G2.5 power cord



EAN 4011160604973
Art. no. 60497

Caravan adapter plugs

Input **16 A**, approx. 3.5 kW

Output



CEE plug 230 V, 16 A, 3-pole

1x shock-proof socket outlet 230 V, 16 A



EAN 4011160604942
Art. no. 60494

Multi socket outlets



Technical data

- With illuminated on/off switch and self-locking safety flap lids
- Suitable for wall attachment
- With **heavy-duty rubber cable H07RN-F 3G1,5**
- Tested in accordance with DIN VDE 0620-2-1, IEC 60309, RN-F tested in accordance with DIN EN 50525-2
- **IP44**: protected against foreign bodies and splash-proof

Multiple socket outlets with switch



IP44

- With **CEE plug** 230 V, 16 A, 3-pole with 'powerlight' voltage indicator



Version	Cable	EAN	Art. no.
3-way multi socket outlet	1.5 m H07RN-F 3G1,5	4011160386183	38618
5-way multi socket outlet	4.5 m H07RN-F 3G1,5	4011160386190	38619



All models with **shock-proof socket outlets** with safety flap lids and illuminated, splash-proof **on/off switch**.
There are also pre-drilled holes for attachment.




No mutual obstruction between the connected plugs thanks to the **45° rotated socket inserts**.



STECKY

More STECKY power combination units can be found from page 138.



Ergonomic handle offers an excellent catch, even with gloves



Velcro fastener for fixing the cord to the frame



Powder-coated metal frame with edge protection, for use as cable rewriter



STECKY DUO with 2 USB sockets to recharge mobile phones, handlamp batteries, etc.



STECKY DUO

STECKY CEE combination units



Technical data

- Robust housing made from shatterproof special plastic
- Stable metal frame with edge protection
- With large ergonomic carry handle and cable winder
- Tested in accordance with DIN VDE 0620-2-1, IEC 60309, EN 61439-4, DIN EN 50525-2
- **IP44**: protected against foreign bodies and splash-proof

STECKY CEE power combination units

IP44

STECKY 14

- Dimensions (W x H x D): 230 x 417 x 220 mm

Input 16 A, approx. 3.5 kW



CEE plug 230 V, 16 A, 3-pole
with 2.5 m H07RN-F 3G2,5
heavy-duty rubber power cable

Output

4x shock-proof socket outlets 230 V, 16 A
2x CEE sockets 230 V, 16 A, 3-pole



Protection

None



EAN 4011160608698
Art. no. 60869

STECKY DUO CEE combination units

IP44

STECKY DUO 5

- Dimensions (W x H x D): 400 x 450 x 252 mm

Input 16 A, approx. 3.5 kW



CEE plug 230 V, 16 A, 3-pole
with 3.4 m H07RN-F 3G2,5
heavy-duty rubber power cable


Output

7x shock-proof socket outlets 230 V, 16 A
4x CEE sockets 230 V, 16 A, 3-pole
2x USB sockets 5 V / 2.1 A



Protection

1x RCD 25 A, 30 mA, type A



EAN 4011160609350
Art. no. 60935

STECKY DUO 8

- Dimensions (W x H x D): 400 x 450 x 252 mm

Input 16 A, approx. 11 kW



CEE plug 400 V, 16 A, 5-pole
with 3.4 m H07RN-F 5G2,5
heavy-duty rubber power cable

Output

7x shock-proof socket outlets 230 V, 16 A
4x CEE sockets 230 V, 16 A, 3-pole
2x USB sockets 5 V / 2.1 A



Protection

1x RCD 40 A, 30 mA, type A



EAN 4011160609381
Art. no. 60938


CEE plugs



Technical data

- High-quality plug with impact-resistant housing
- Cable receptacle up to 3G2.5
- Tested in accordance with IEC 60309
- **IP44**: protected against foreign bodies and splash-proof

PREMIUM CEE plugs with ‘powerlight’ voltage indicator



- High-quality plug with ‘**powerlight**’ voltage indicator: The LED glows red when the plug is connected to the power and is live.
- Cable receptacle with screw cap and cable sleeve support
- Lug for fixing the plug connector in place prevents the connection from accidentally pulling apart.

Version	PU	EAN	Art. no.
‘powerlight’ CEE plug 230 V, 16 A, 3-pole	1	4059948004737	61486

CEE plugs


Campaign
model



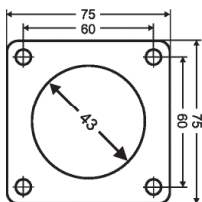
Version	PU	EAN	Art. no.
CEE plug 230 V, 16 A , 3-pole	5	4011160604706	60470



Version	PU	EAN	Art. no.
CEE angled plug 230 V, 16 A, 3-pole	1	4011160614811	61481



Version	PU	EAN	Art. no.
CEE wall-mounted inlet 230 V, 16 A, 3-pole	5	4011160604737	60473



- Flange size (HxW) in mm: 75x75
- Hole spacing (HxW) in mm: 60x60
- Installation depth in mm: 33

Version	PU	EAN	Art. no.
CEE panel-mounted socket 230 V, 16 A, 3-pole	1	4011160610141	61014


CEE connectors



Technical data

- High-quality connectors with impact-resistant housing
- Cable receptacle up to 3G2.5
- Tested in accordance with IEC 60309
- **IP44**: protected against foreign bodies and splash-proof

PREMIUM CEE connector with 'powerlight' voltage indicator



- High-quality connectors with 'powerlight' voltage indicator:
The LED glows red when the connector is connected to the power and is live.
- With self-closing flap lid and integrated level for opening with one hand
- Cable receptacle with screw cap and cable sleeve support

Version	PU	EAN	Art. no.
'powerlight' CEE connector 230 V, 16 A, 3-pole	1	4059948004720	61487

CEE connectors

Campaign model



Version	PU	EAN	Art. no.
CEE connector 230 V, 16 A, 3-pole	5	4011160604713	60471

Version	PU	EAN	Art. no.
CEE angled connector 230 V, 16 A, 3-pole With self-locking flap lid	5	4011160604751	60475

Version	PU	EAN	Art. no.
CEE angled connector 230 V, 16 A, 3-pole With integrated shooK-proof socket outlet	5	4011160604744	60474

Version	PU	EAN	Art. no.
CEE wall-mounted socket outlet 230 V, 16 A, 3-pole	5	4011160604720	60472

Version	PU	EAN	Art. no.
CEE wall-mounted socket outlet 230 V, 16 A, 3-pole with shock-proof socket outlet	5	4011160614491	61449

- Flange size (HxW) in mm: 75x75
- Hole spacing (HxW) in mm: 60x60
- Installation depth in mm: 33

Version	PU	EAN	Art. no.
CEE panel-mounted socket outlet 230 V, 16 A, 3-pole	1	4011160604805	60480

CEE caravan power supply inlets

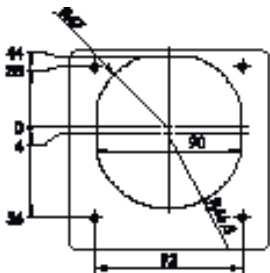
Technical data

- High quality power inlet for self-assembly
- CEE 230 V, 16 A, 3-pole
- Tested in accordance with IEC 60309
- **IP44**: protected against foreign bodies and splash-proof



CEE caravan power supply inlets

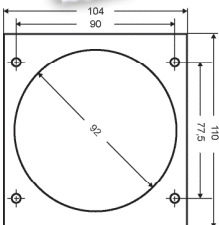
NEW



- Housing in elegant design **with magnetic closure**
- CEE power supply inlet 230 V, 16 A, 3-pole with flap lid
- All visible parts made of UV-proof plastic
- Lid opening angle: 180°
- Flap lid with magnetic closure
- High fire protection class 850°C, self-extinguishing plastic
- Large connection space
- Self-opening safety latch (CEE connector)
- Low installation height
- Flange size (HxW) in mm: 145x130
- Hole spacing (HxW) in mm: 94x92
- Installation depth in mm: 82

Colour	PU	EAN	Art. no.
White	1	4011160624704	62470
Black	1	4011160624711	62471
Anthracite grey	1	4011160624728	62472

BEST
SELLER



- CEE power supply inlet 230 V, 16 A, 3-pole **with flap lid**
- Flange size (HxW) in mm: 110x104
- Hole spacing (HxW) in mm: 90x77.5
- Installation depth in mm: 82

Colour	PU	EAN	Art. no.
White	1	4011160604843	60484
Anthracite grey	1	4011160614927	61492
Black	1	4011160614934	61493


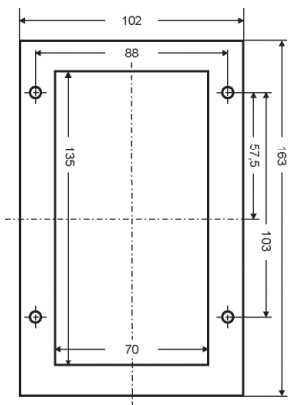
CEE caravan power supply inlets

Technical data

- High quality power inlet for self-assembly
- CEE 230 V, 16 A, 3-pole
- Tested in accordance with IEC 60309
- **IP44**: protected against foreign bodies and splash-proof

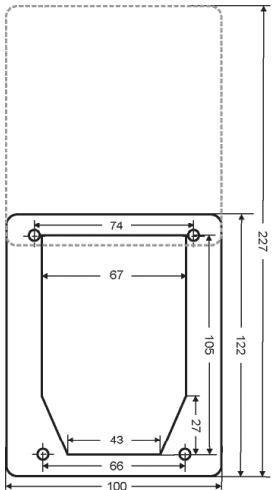


CEE caravan power supply inlets



- Foldable CEE power supply inlet 230 V, 16 A, 3-pole **with flap lid**
- Flange dimension (HxW) in mm (closed): 163x102
- Hole spacing (HxW) in mm: 103x88
- Installation depth in mm: 62

Colour	PU	EAN	Art. no.
White	1	4011160614637	61463



- CEE power supply inlet 230 V, 16 A, 3-pole **with sliding lid**
- Flange dimension (HxW) in mm (closed): 112x100
- Dimensions (HxW) in mm (open): 227x100
- Hole spacing (HxW) in mm: 74/66x105
- Installation depth in mm: 119

Colour	PU	EAN	Art. no.
White	1	4011160614804	61480
Black	1	4011160614620	61462

MULTI-FUNCTION FLANGED SOCKET

NEW

12 V DC
socket

Shock-proof socket outlet
with flap lid

2x
SAT sockets



Multi-function flanged socket



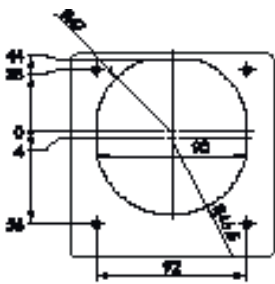
Technical data

- High-quality flanged socket for self-assembly
- Tested in accordance with DIN VDE 0620
- **IP44**: protected against foreign bodies and splash-proof



NEW


- Multi-function flanged socket in elegant design
- Flap lid with magnetic closure
- Lid opening angle: 180°
- All visible parts made of UV-proof plastic
- High fire protection class 850°C, self-extinguishing plastic
- Connections:
 - 1x shock-proof socket outlet 230 V, 16 A, with flap lid,
 - 2x SAT sockets,
 - 1x 12 V DC socket
- With large connection space
- Low installation height
- Flange size (HxW) in mm: 145x130
- Hole spacing (HxW) in mm: 94x92
- Installation depth in mm: 66



Colour	PU	EAN	Art. no.
White	1	4011160624735	62473
Black	1	4011160624742	62474
Anthracite grey	1	4011160624759	62475




Flanged sockets



- Flange size (HxW) in mm: 50x50
- Hole spacing (HxW) in mm: 38x38
- Installation depth in mm: 28
- IP20: suitable for indoor use

Versions for indoor use

	PU	EAN	Art. no.
Shock-proof socket outlet 230 V, 16 A, grey	1	4011160450846	45084
Shock-proof socket outlet 230 V, 16 A, black	1	4011160450815	45081



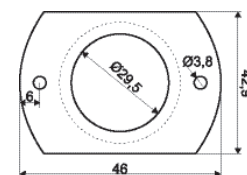
- 2 USB socket 5 V/2.1 A DC
- Flange size (HxW) in mm: 61x50.5
- Hole spacing (HxW) in mm: 38x38
- Installation depth in mm: 34
- IP54: intended for outdoor use

Version 230 V

	PU	EAN	Art. no.
USB flanged socket with twin USB socket	1	4011160450891	45089



- Delivery including 0.6 m earth cable and positive pole (with glass fuse), both connection wires with eyelets
- 2 USB sockets 1x 5 V/1 A and 1x 5 V/2.1 A
- with protective cap
- Flange size (HxW) in mm: 43x46
- Hole spacing in mm: 34
- Installation depth in mm: 34
- IP20: suitable for indoor use



Version 12 V

	PU	EAN	Art. no.
USB flanged socket with two USB ports, white	1	4011160614644	61464
USB flanged socket with twin USB socket, black	1	4011160614996	61499

Battery adapter with cigarette lighter connector



- Allows the connection of all types of equipment through the cigarette lighter directly with the battery (12 V or 24 V)
- 1 m 2x0.75 mm² insulated power cord with coloured positive and negative battery terminals

Version

	PU	EAN	Art. no.
Battery adapter with cigarette lighter connector	1	4011160423055	42305

Protective devices and cables

IP44


- Miniature circuit breaker in a white ABS housing
- For caravan wall-mounting
- Dimensions (HxWxD): 131 x 50 x 80 mm
- MCB on 2 poles, 230 V/10 A, C-curve

Version	PU	EAN	Art. no.
MCB 10 A, C-curve	1	4011160615641	61564



- Residual Current Device in a white ABS housing
- For caravan wall-mounting
- Dimensions (HxWxD): 131 x 50 x 80 mm
- RCD 25 A, 30 mA, 2-pole, type A

Version	PU	EAN	Art. no.
RCD	1	4011160615658	61565




- RCD combination fuse and LS MCB in a white plastic housing
- For caravan wall-mounting
- Dimensions (HxWxD): 131 x 50 x 80 mm
- 230 V/16 A, 30 mA, 2-pole, type A, C characteristic

Version	PU	EAN	Art. no.
Combination fuse	1	4011160615696	61569

Power cords

- For the wiring of caravans, trailers and motorhomes



Version	Colour	PU	EAN	Art. no.
PVC cable H05VV-F 7x1,0 per metre	Black	1	4011160708992	70899
2 m PVC cable H05VV-F 7x1.0	Black	1	4011160718922	71892
5 m PVC cable H05VV-F 7x1.0	Black	1	4011160718953	71895
10 m PVC cable H05VV-F 7x1.0	Black	1	4011160718908	71890
5 m H07V-K 1,5 mm²	Blue	1	4011160300400	30040
5 m H07V-K 2,5 mm²	Blue	1	4011160300424	30042
5 m H07V-K 6,0 mm²	Blue	1	4011160300455	30045
5 m H07V-K 1,5 mm²	Red	1	4011160300417	30041
5 m H07V-K 2,5 mm²	Red	1	4011160300431	30043
5 m H07V-K 6,0 mm²	Red	1	4011160300448	30044
5 m PVC twin cable H03VH-H 2x0.75 mm²	White	1	4011160300509	30050
Heavy-duty rubber cable H07RN-F 3G2,5 per metre	Black	1	4011160100185	10018

Caravan adapters



We have the solution!

The problem: Your trailer socket has a 13-pin connection and your trailer a 7-pin plug?

The solution: With our plugs, connectors, and adapters, you can connect all common connections to your trailer socket.



- Connection of the 13-pole sockets to 7-pole trailer plug adapter.
- No need for dragging cables any longer.

Version	PU	EAN	Art. no.
Universal short adapter	1	4011160604690	60469



- Connection of the 13-pole sockets to 7-pole trailer plug adapter.
- No need for dragging cables any longer.

Version	PU	EAN	Art. no.
Universal mini adapter	1	4011160604393	60439

1



- Round, with flap lid and contact for rear fog light
- For mounting

Version	PU	EAN	Art. no.
1 13-pin socket	1	4011160614743	61474
2 7-pin socket	1	4011160614736	61473

2



1



- Connects trailer road lights to towing vehicle
- For cables of diameters from 8.5 – 10 mm
- Designed in accordance with DIN ISO 1724

Version	PU	EAN	Art. no.
1 Plug 7-pole	1	4011160604621	60462
2 Plug 13-pole	1	4011160604645	60464

2



1



- Connects trailer road lights to towing vehicle
- For cables of diameters from 8.5 – 10 mm
- Designed in accordance with DIN ISO 1724

Version	PU	EAN	Art. no.
1 Connector 7-pole	1	4011160604638	60463
2 Connector 13-pole	1	4011160604669	60466

2





Caravan adapter cords



1



- With a 0.6 m PVC automotive cable 7x1.0

Version	PU	EAN	Art. no.
1 Adapter conversion lead 7-pin plug to 13-pin socket	1	4011160604676	60467
2 Adapter conversion lead 13-pin plug to 7-pin socket	1	4011160604683	60468

2



- Retractable spiral lead to connect 13-pole plug to 7-pole socket
- With 1 m automotive PVC cable 7x1.0

Version	PU	EAN	Art. no.
Retractable lead	1	4011160614750	61475



- 7-pole connector and 7-pole plug
- With 2 m automotive PVC cable 7x1.0

Version	PU	EAN	Art. no.
Extensions	1	4011160614767	61476



- 13-pole connector and 13-pole plug
- With 3 m TPU spiral automotive cable 12x0.75 + 1x1.0

Version	PU	EAN	Art. no.
Extensions	1	4011160624766	62476



NEW



With our product range, you are always well equipped on the road!

Caravan circuit tester



Caravan tester set



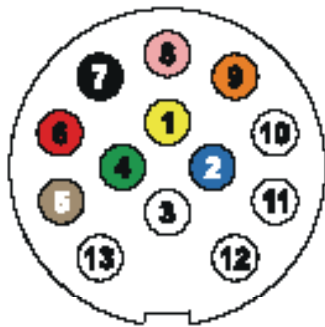
- Set consists of:
Caravan tester with 7-pole plug and 7-pole connector,
and a 13-pole adapter on 7-pole and
a 7-pole adapter on 13-pole
- Testing of the wiring circuits on the car or trailer
- Handy test device for finding cable line defects
- LED Indicators will show green when function is tested and correctly wired, or red if a fault is present
- Applicable for all 7-pole and 13-pole plugs and connectors
- Internal battery supply, no external power source necessary
- Operation with 9 V battery (not included)

Version	PU	EAN	Art. no.
Caravan tester set	1	4011160614682	61468

Socket wiring diagram



7-pole (socket)



13-pole (socket)

Sockets mirror-inverted

PIN number	Label	Colour	7-pole	13-pole
1	L	Yellow	Left turn	Left turn
2	54 g	Blue	Fog light	Fog light
3	31	White	Earth	Earth
4	R	Green	Right turn	Right turn
5	58R	Brown	Right tail/side light	Right tail/side light
6	54	Red	Brake/stop lights	Brake/stop lights
7	58L	Black	Left tail/side light	Left tail/side light
8	ZR	Grey/pink		Reversing light
9	30	Brown/blue Orange		12 V permanent from batt.
10				12 V ignition on
11				Spare
12				Spare
13	31	Black /white White/red		Earth



12

Charging cable Mode 3	232-233
-----------------------	----------------


Charging cable Mode 3 with energy meter	234-235
---	----------------

Adapter charging cable Mode 3	236
-------------------------------	------------

Plug Mode 3	237
-------------	------------

Portable charger Mode 2	238-239
-------------------------	----------------

Adapter cords	240-241
---------------	----------------



CHARGING CABLE – MODE 2 AND MODE 3

The new as - Schwabe E-mobility range includes products for flexible use on the road and at home. Our Mode 2 and Mode 3 charging cables are high quality, weather-resistant and suitable for everyday use. Combined with the optional adapter cords, you can charge your electric car at almost any available power source in all European countries.

Tested for safety

All products in our E-mobility range comply with current standards and directives. This means you can be confident that your vehicle will be charged at maximum power in any situation.

User-friendly design

The integrated strain relief gives your cable enough strength and flexibility to withstand repeated bending. The storage bag provided keeps everything neat and tidy until it's needed.

Suitable for every power connection

Whether CEE 16 A or 32 A, type 2 to type 2 or shock-proof 230 V / 16 A – our products are ready for any situation and allow you to charge your EV virtually anywhere.

Overview of the various charging cables from Mode 1 to Mode 4

Mode 1: Mode 1 charging technology, which is no longer widely used, involves plugging an electric vehicle into a standard household socket without any communication. The Mode 1 charging cable was part of the vehicle and permanently connected to it. Very often it was a spiral cable with a shock-proof plug.

Mode 2: With Mode 2 charging, the communication unit, including the protection technology, is installed in the charging cable in an In-Cable Control Box (ICCB). This takes over the control function of the station when charging from CEE sockets or a conventional household socket. The charging current must usually be limited to prevent the socket from overheating.

Mode 3: In most cases, electric cars and charging stations have a socket or plug based on the Type 2 standard. This can be locked electronically on the charging station-side and vehicle-side for protection against theft and for safety reasons (removing under load).

This is the current standard mode (Mode 3), where the charging station and the electric vehicle communicate with each other via communication conductors. This allows the charging station, the charging cable and the vehicle to communicate with each other about the maximum possible charge and when the vehicle is ready for charging.

Mode 4: The new Mode 4 DC fast charging is a technological advance. In Mode 4 charging, the electric vehicle must control the chargers (rectifiers) installed externally in the charging station according to demand and the condition of the battery. Charging outputs up to 350 kW can be achieved with the high-power chargers (HPC). Mode 4 charging cables are not available as accessories or spare parts, as they are permanently integrated into the charging station for safety reasons.


Charging cable for electric cars



- Type 2 to Type 2
- Operating temperature -30°C to +50°C
- Includes storage bag
- Blue automotive cable with extremely weather-resistant and durable outer sheath, perfectly suited for regular use
- Designed in accordance with IEC 62196-1, IEC 62196-2, IEC 61851-1
- IP44: protected against foreign bodies and splash-proof

Charging cable for electric cars Mode 3

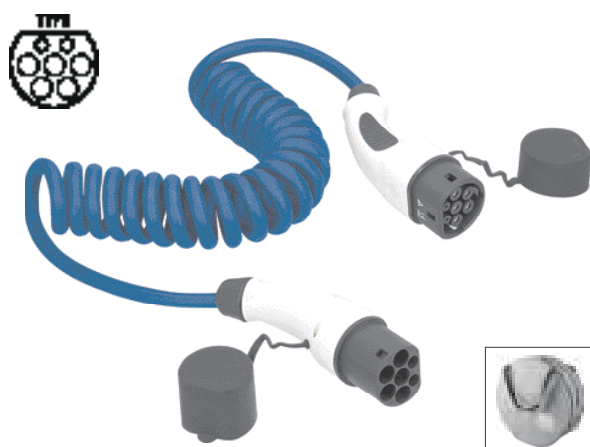
IP44



Version	Length	EAN	Art. no.
230 V 16 A 1-phase, 3.6 kW	5 m	4011160651007	65100
230 V 16 A 1-phase, 3.6 kW	10 m	4011160651045	65104
230 V 32 A 1-phase, 7.2 kW	5 m	4011160651014	65101
230 V 32 A 1-phase, 7.2 kW	10 m	4011160651052	65105
400 V 16 A 3-phase, 11 kW	5 m	4011160651021	65102
400 V 16 A 3-phase, 11 kW	10 m	4011160651069	65106
400 V 32 A 3-phase, 22 kW	5 m	4011160651038	65103
400 V 32 A 3-phase, 22 kW	10 m	4011160651076	65107

Spiral charging cable for electric cars Mode 3

IP44



Version	Length	EAN	Art. no.
230 V 16 A 1-phase, 3.6 kW	1 m - 5 m	4011160651205	65120
230 V 32 A 1-phase, 7.2 kW	1 m - 5 m	4011160651212	65121
400 V 16 A 3-phase, 11 kW	1 m - 5 m	4011160651229	65122
400 V 32 A 3-phase, 22 kW	1 m - 5 m	4011160651236	65123

Note: When new and/or at low temperatures, the cable can only be extended to approx. 60% of the specified total length.



CLEVER ON THE ROAD

Charging cable with integrated energy meter

Monitor the power consumption when charging your electric car, any time, anywhere.

Charging cable for electric cars with energy meter



- Charging cables with MID-compliant energy meters in a compact housing made of shatter-proof special plastic with a window for reading the analogue display
- Suitable for billing purposes and for checking charging operations
- Tested in accordance with IEC 62196-2, IEC 61851-1
- IP44: protected against foreign bodies and splash-proof



5 m charging cable for electric cars **Mode 3** with ROCO energy meter 230 V, 16 A, 1-phase

IP44



- 5 m blue electric car charging cable with particularly weather-resistant and durable outer sheath, suitable for regular use on the vehicle.
- With Type 2 plugs (vehicle-side / charging station-side), each with protective cap
- **230 V, 16 A, 1-phase, max. 3.6 kW**
- With ROCO energy meter:
 - MID-compliant and suitable for billing purposes
 - Accuracy class B
 - Analogue display: 5+1 digits, readable at any time
 - Display for max. 99999.9 kWh
 - Non-resettable analogue display
 - Rated current 0.25-5 A (max. 45 A)
 - Operating temperature from -30°C to +50°C
- Including cable pouch for storing the charging cable



Input	Output	EAN	Art. no.
Type 2 plug	Type 2 connector	4011160651083	65108

5 m charging cable for electric cars **Mode 3** with MIXO energy meter 400 V, 16 A, 3-phase

IP44



- 5 m blue electric car charging cable with particularly weather-resistant and durable outer sheath, suitable for regular use on the vehicle
- With Type 2 plugs (vehicle-side / charging station-side), each with protective cap
- **400 V, 16 A, 3-phase, max. 11 kW**
- With MIXO energy meter:
 - MID-compliant and suitable for billing purposes
 - Accuracy class B
 - Analogue display: 6+1 digits, readable at any time
 - Display for max. 999999.9 kWh
 - Non-resettable analogue display
 - Rated current 0.25-5 A (max. 80 A)
 - Operating temperature from -30°C to +50°C
- Including cable pouch for storing the charging cable



Input	Output	EAN	Art. no.
Type 2 plug	Type 2 connector	4011160651090	65109

More energy meters can be found in
the energy meter section from page 88.



Adapter charging cable for electric vehicles

- Blue automotive cable with extremely weather-resistant and durable outer sheath - perfectly suited for regular use
- Operating temperature -30°C to +50°C
- Designed in accordance with IEC 62196-1, IEC 62196-2, IEC 61851-1, DIN VDE 0620-2-1
- IP44: protected against foreign bodies and splash-proof



Adapter charging cable **Mode 3** for vehicles with Type 1 plug

IP44



- Type 2 (charging station-side) to Type 1 (vehicle-side)
- Type 1 plug with drill hole for padlock
- Includes storage bag



Version	Length	EAN	Art. no.
230 V 32 A 1-phase, 7.2 kW	5 m	4011160651304	65130

Adapter charging cable **Mode 3** for electric vehicles with shock-proof plug

IP44



- Type 2 (charging station-side) to shock-proof connector (vehicle-side)

Version	Length	EAN	Art. no.
230 V 16 A 1-phase, 3.6 kW	0.5 m	4011160651311	65131



Replacement plug for electric car charging cable

- Operating temperature -30°C to +50°C
- Incl. resistor for charging cable coding
- Connection via crimp contacts
- Designed in accordance with IEC 62196-1, IEC 62196-2
- IP44: protected against foreign bodies and splash-proof



Replacement plug for electric car charging cable **CHARGING STATION-SIDE MODE 3**

IP44

Version	Input	EAN	Art. no.
230 V 16 A 1-phase, 3.6 kW	Type 2	4011160651403	65140
230 V 32 A 1-phase, 7.2 kW	Type 2	4011160651410	65141
400 V 16 A 3-phase, 11 kW	Type 2	4011160651427	65142
400 V 32 A 3-phase, 22 kW	Type 2	4011160651434	65143

This replacement plug may only be fitted and connected by qualified personnel.

Replacement plug for electric car charging cable **VEHICLE-SIDE MODE 3**

IP44

Version	Input	EAN	Art. no.
230 V 16 A 1-phase, 3.6 kW	Type 2	4011160651441	65144
230 V 32 A 1-phase, 7.2 kW	Type 2	4011160651458	65145
400 V 16 A 3-phase, 11 kW	Type 2	4011160651465	65146
400 V 32 A 3-phase, 22 kW	Type 2	4011160651472	65147

This replacement plug may only be fitted and connected by qualified personnel.



LCD DISPLAY WITH DATA OVERVIEW

The LCD display provides you with all the relevant information about the charging process:

- current voltage
- set maximum rated current
- current charge current
- kWh charged since start of charging
- current temperature of the control unit

LED DISPLAY CHARGING STATUS

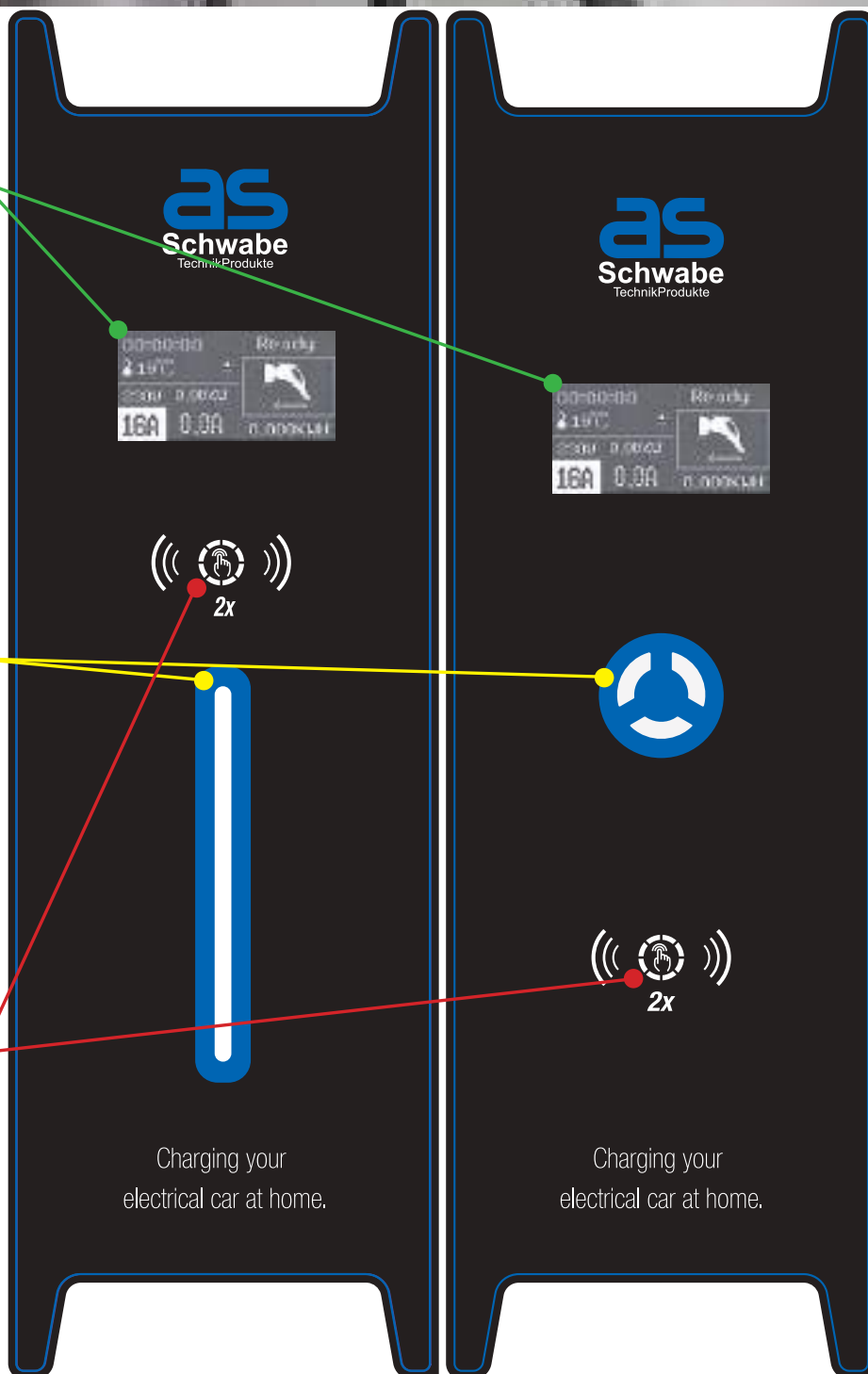
The LED display shows the current charging status. Charging begins as soon as the unit is ready for use. The different display colours mean that you can quickly identify any errors that may occur.

SELECTABLE AMPERE LEVEL

6A/8A/10A/16A/20A/24A/32A

- info about earthing

The charging current can be adjusted to suit the available power source. Just tap the touch-sensitive area on the front of the control unit.



FLEXIBILITY

When you're travelling or visiting family and friends, there's no need to worry about recharging your electric car any more. With this portable charger, you can easily charge your vehicle from almost any available power source in all European countries. Depending on the model, all you need is a shock-proof socket outlet or a CEE socket.

TIMER FUNCTION

Our portable chargers have a timer function that allows the charging process to be started immediately or with a **time delay** of **2, 4 or 6 hours**.

HIGH PROTECTION

Our EV charger is made from high-strength ABS material, making it much more durable than conventional products.

The charger provides protection against **overtemperature, residual currents, impermissibly high charging current, overvoltage, undervoltage** and **poor earthing**. Our products also comply with protection class **IP44** and are **protected against dust and splash-proof**.

Portable electric car chargers



- Automotive cable extremely weather-resistant and durable, suitable for regular use
- Operating temperature -25°C to +50°C
- Designed in accordance with IEC 61851-1, IEC 62196
- IP44: protected against foreign bodies and splash-proof

Portable electric car chargers **MODE 2**

IP44



- Shock-proof plug to Type 2
- Adjustable charging current 6 A / 8 A / 10 A / 12 A / 16 A
- Includes storage bag

Version	Length	EAN	Art. no.
230 V 16 A 1-phase, 3 kW	5 m	4011160651502	65150



- CEE 16 A plug to Type 2
- Adjustable charging current 6 A / 8 A / 10 A / 12 A / 16 A
- Includes storage bag

Version	Length	EAN	Art. no.
400 V 16 A 3-phase, 11 kW	5 m	4011160651519	65151



- CEE 32 A plug to Type 2
- Adjustable charging current 10 A / 16 A / 20 A / 24 A / 32 A
- Includes storage bag

Version	Length	EAN	Art. no.
400 V 32 A 3-phase, 22 kW	5 m	4011160651526	65152



Adapter set – for complete peace of mind

With this adapter set, you can charge your electric vehicle with complete peace of mind at almost any available power source in all European countries. Simply plug the charger with the matching adapter into a suitable socket, connect the unit's Type 2 plug to your electric vehicle and it will charge your vehicle safely and at maximum speed.

- ✓ portable
- ✓ easy-to-use
- ✓ flexible
- ✓ safe
- ✓ quick
- ✓ universal



Set consists of:



- **Portable electric car charger MODE 2** (art. no. 65152)
CEE 32 A plug to Type 2, 400 V, max. 32 A 22 kW, adjustable charging current 10 A / 16 A / 20 A / 24 A / 32 A, length 5 m, protection class IP44, operating temperature range -25°C to +50°C



- **Adapter cord E2** (art. no. 61373)
0.3 m heavy-duty rubber cable H07RN-F 3G2.5. 1st end: Shock-proof plug 230 V / 16 A, 2nd end: CEE connector, red 400 V / 32 A / 5-pole, 230 V 16 A max. 3.5 kW, IP44



- **Adapter cord E4** (art. no. 61374)
0.3 m heavy-duty rubber cable H07RN-F 3G2.5, 1st end: CEE plug, blue 230 V / 16 A / 3-pole, 2nd end: CEE connector, red 400 V / 32 A / 5-pole with flap lid, 230 V 16 A max. 3.6 kW, IP44



- **Adapter cord E5** (art. no. 61375)
0.3 m heavy-duty rubber cable H07RN-F 3G6. 1st end: CEE plug, blue 230 V / 32 A / 3-pole, 2nd end: CEE connector, red 400 V / 32 A / 5-pole with flap lid, 230 V 32 A max. 7.2 kW, IP44



- **CEE adapter cord E6** (art. no. 61376)
0.3 m heavy-duty rubber cable H07RN-F 5G2.5, 1st end: CEE plug, red 400 V / 16 A / 5-pole, 2nd end: CEE connector, red 400 V / 32 A / 5-pole, 400 V / 16 A max. 11 kW, IP44

- **Protective bag for adapter cords**
with zipper and carry handles, diameter 40 cm

EAN: 401160613777
Art. no. 61377

Adapter cords for electric car charging cables

- Designed in accordance with DIN VDE 0620-2-1, DIN EN 50525-2-21, DIN EN 60309-1
- IP44: protected against foreign bodies and splash-proof







Adapter cords for electric car charging cables

IP44







- 0.3 m heavy-duty rubber cable H07RN-F 3G2.5
- Max. 3.5 kW

Model	Input	Output	EAN	Art. no.
E1	 Shock-proof plug 230 V, 16 A	 CEE connector 400 V, 16 A, 5-pole	4011160613715	61371
E2	 Shock-proof plug 230 V, 16 A	 CEE connector 400 V, 32 A, 5-pole	4011160613739	61373





- 0.3 m heavy-duty rubber cable H07RN-F 3G2.5
- Max. 3.5 kW

Model	Input	Output	EAN	Art. no.
E3	 CEE plug 230 V, 16 A, 3-pole	 CEE connector 400 V, 16 A, 5-pole	4011160613722	61372
E4	 CEE plug 230 V, 16 A, 3-pole	 CEE connector 400 V, 32 A, 5-pole	4011160613746	61374



- 0.3 m heavy-duty rubber cable H07RN-F 3G6
- Max. 7.2 kW

Model	Input	Output	EAN	Art. no.
E5	 CEE plug 230 V, 32 A, 3-pole	 CEE connector 400 V, 32 A, 5-pole	4011160613753	61375



- 0.3 m heavy-duty rubber cable H07RN-F 5G2.5
- Max. 11 kW

Model	Input	Output	EAN	Art. no.
E6	 CEE plug 400 V, 16 A, 5-pole	 CEE connector 400 V, 32 A, 5-pole	4011160613760	61376



13



Table socket outlets	244-245
----------------------	----------------

Multi socket outlets & multiplugs	246-255
-----------------------------------	----------------

19" multi socket outlets for servers	256-257
--------------------------------------	----------------

Timers	258
--------	------------

Remote-controlled sockets	259
---------------------------	------------

Energy cost meter	259
-------------------	------------

Ice-stop heating cables	260-261
-------------------------	----------------

Hazard alarms	262-264
---------------	----------------

Home and garden



NEW



Table socket outlets



Cube socket outlet with induction charging surface

IP20




Front and back

2

**Shock-proof
socket outlets**

- 5 W charging surface for charging induction-compatible cell phones
- with illuminated on/off switch
- 1.5 m PVC cable H05VV-F 3G1.5 with shock-proof angle plug
- With increased touch protection
- 230 V~ / 16 A / 50-60 Hz / max. 3500 W
- IP20: for indoor use


Version	Colour	PU	EAN	Art. no.
2x shock-proof socket outlets 230 V / 16 A 3x USB sockets 5 V / 2.4 A	Black	32	4011160182204	18220



5 W charging surface for fast charging of induction-compatible cell phones




Shock-proof socket outlets 230 V / 16 A with increased touch protection



With illuminated switch for switching the shock-proof socket outlets on or off



3x USB sockets 5 V / 2.4 A perfect for smartphones, tablets, cameras and Bluetooth speakers



1.5 m power cord with shock-proof angle plug

NEW



Table socket outlets



Socket towers with induction charging surface

IP20

8

Shock-proof
socket outlets

Art. no. 18221: Front and back

12

Shock-proof
socket outlets

Art. no. 18222: Front and back

- 5 W charging surface for charging induction-compatible cell phones
- With illuminated switches for switching the shock-proof socket outlets on/off (4 sockets each per level)
- 2 m PVC cable H05VV-F 3G1.5 with shock-proof angle plug
- With increased touch protection and with overload protection
- 230 V~ / 16 A / 50-60 Hz / max. 3500 W
- IP20: for indoor use

Version		Colour	PU	EAN	Art. no.
8x shock-proof socket outlets 230 V / 16 A 3x USB sockets 5 V / 2.4 A	With 2 illuminated switches	Black	12	4011160182211	18221
12x shock-proof socket outlets 230 V / 16 A 3x USB sockets 5 V / 2.4 A	With 3 illuminated switches	Black	12	4011160182228	18222



5 W charging surface for
rapid charging of
induction-compatible
cell phones




Shock-proof socket outlets
230 V / 16 A with increased
touch protection and with
overload protection



With illuminated switches for
switching the shock-proof socket out-
lets on/off (4 sockets each per level)



3x USB sockets 5 V / 2.4 A
perfect for smartphones,
tablets, cameras and
Bluetooth speakers



2 m power cord with
shock-proof angle plug

Flat plug

Practical design for hard-to-access locations

When a flat plug is plugged into a socket, it will have a **particularly flat** fit against the socket compared to conventional straight shock-proof plugs or even angled plugs. A **foldable tab** on the back of the flat plug means that it is still easy to remove the plug from the socket.



Multi socket outlets



- With 2 m PVC cable H05VV-F 3G1.5 and shock-proof angle flat plug
- Sockets rotated 45°, with increased touch protection
- With switch and indicator light
- 230 V, 16 A, max. 3,500 W

Version		Colour	PU	EAN	Art. no.
3-way multi socket outlet	2 m power cord	White	10	4011160113918	11391
3-way multi socket outlet	2 m power cord	Black	10	4011160113925	11392
5-way multi socket outlet	2 m power cord	White	10	4011160113932	11393
5-way multi socket outlet	2 m power cord	Black	10	4011160113949	11394



Foldable bracket
for easy removal from the socket.



Extremely flat plug fit;
plug protrudes from the socket by just 7 mm.

Extensions with flat plugs can be found on page 65.
Flat plugs for self-assembly can be found on page 83.

Shock-proof socket outlet with on/off switch

IP20



- No standby costs for your electrical devices
- Convenient and space-saving
- Simple operation (just plug in the device and you're done)
- Switch with indicator light, switches on 1 pole
- With increased touch protection
- 230 V, 16 A, max. 3,500 W

Version		Colour	PU	EAN	Art. no.
1-way	Shock-proof socket outlet	White	20	4011160450372	45037

3-way multi socket outlet with switch

IP20



- With PVC cable H05VV-F 3G1.5 and shock-proof angle plug
- Sockets rotated 45°, with increased touch protection
- With switch and indicator light
- 230 V, 16 A, max. 3,500 W

Version		Colour	PU	EAN	Art. no.
3-way	1.4 m power cord	White	10	4011160113611	11361
3-way	1.4 m power cord	Black	10	4011160113628	11362
3-way	5 m power cord	White	10	4011160113710	11371
3-way	5 m power cord	Black	10	4011160113727	11372

5-way multi socket outlet with switch

IP20




- With PVC cable H05VV-F 3G1.5 and shock-proof angle plug
- Sockets rotated 45°, with increased touch protection
- With switch and indicator light
- 230 V, 16 A, max. 3,500 W

Version		Colour	PU	EAN	Art. no.
5-way	1.4 m power cord	White	10	4011160350115	35011
5-way	1.4 m power cord	Black	10	4011160350122	35012

6-way multi socket outlet with switch

IP20



- With PVC cable H05VV-F 3G1.5 and shock-proof angle plug
- Sockets rotated 45°
- With switch and indicator light
- 230 V, 16 A, max. 3,500 W

Version			Colour	PU	EAN	Art. no.
6-way	1.4 m power cord		White	10	4011160115011	11501
6-way	1.4 m power cord	with increased touch protection	White	10	4011160115110	11511
6-way	1.4 m power cord	with increased touch protection	Black	10	4011160115127	11512
6-way	5 m power cord	with increased touch protection	White	5	4011160116711	11671
6-way	5 m power cord	with increased touch protection	Black	5	4011160116728	11672

3-way and 6-way Euro multi socket outlets with switch

IP20

NEW



- With PVC cable H05VV-F 2x1.0 with 2-pin plug
- Euro sockets with increased touch protection
- With switch and indicator light
- 230 V, 16 A, max. 1,700 W

Version		Colour	PU	EAN	Art. no.
3-way	1.4 m power cord	White	10	4011160113123	11312
6-way	1.4 m power cord	White	10	4011160113147	11314

3-way and 6-way Euro multi socket outlets

IP20

NEW



- With PVC cable H05VV-F 2x1.0 with 2-pin plug
- Euro sockets with increased touch protection
- 230 V, 16 A, max. 1,700 W

Version		Colour	PU	EAN	Art. no.
3-way	1.4 m power cord	White	10	4011160113130	11313
6-way	1.4 m power cord	White	10	4011160113154	11315

3-way and 6-way multi socket outlets with spiral cord

IP20



- With spiral cord H05VV-F 3G1.5 and shock-proof angle plug
- Sockets rotated 45°, with increased touch protection
- Suitable for wall attachment
- 230 V, 16 A, max. 3,500 W

Version		Colour	PU	EAN	Art. no.
3-way	2.5 m spiral cord	White	10	4011160114311	11431
3-way	2.5 m spiral cord	Black	10	4011160114328	11432
6-way	2.5 m spiral cord	White	10	4011160114618	11461
6-way	2.5 m spiral cord	Black	10	4011160114625	11462

3-way and 6-way multi socket outlets

IP20



- Screwed, no power cord
- Sockets rotated 45°, with increased touch protection
- Suitable for wall attachment
- 230 V, 16 A, max. 3,500 W

Version		Colour	PU	EAN	Art. no.
3-way	No power cord	White	10	4011160117312	11731
3-way	No power cord	Black	10	4011160117329	11732
6-way	No power cord	White	5	4011160117114	11711
6-way	No power cord	Black	5	4011160117121	11712

3-way multi socket outlet

IP20



- With PVC cable H05VV-F 3G1.5 and shock-proof angle plug
- Sockets rotated 45°, with increased touch protection
- 230 V, 16 A, max. 3,500 W

Version		Colour	PU	EAN	Art. no.
3-way	1.4 m power cord	White	10	4011160139116	13911
3-way	1.4 m power cord	Black	10	4011160139123	13912
3-way	3 m power cord	White	10	4011160113314	11331
3-way	3 m power cord	Black	10	4011160113321	11332

6-way multi socket outlet

IP20




- With PVC cable H05VV-F 3G1.5 and shock-proof angle plug
- Sockets rotated 45°, with increased touch protection
- 230 V, 16 A, max. 3,500 W

Version		Colour	PU	EAN	Art. no.
6-way	1.4 m power cord	White	10	4011160116117	11611
6-way	1.4 m power cord	Black	10	4011160116124	11612
6-way	3 m power cord	White	10	4011160116315	11631
6-way	3 m power cord	Black	10	4011160116322	11632

2-way Euro plug

IP20




- Convenient and space-saving
- For connecting 2 Euro plugs to a shock-proof socket outlet
- With increased touch protection
- 230 V, 16 A

Version		Colour	PU	EAN	Art. no.
2-way	Euro socket	White	10	4011160482113	48211
2-way	Euro socket	Black	10	4011160482120	48212

Euro plug 2+1

IP20




- Convenient and space-saving
- For connecting 2 Euro plugs and a shock-proof plug to a shock-proof socket outlet
- With increased touch protection
- 230 V, 16 A, max. 3,500 W

Version		Colour	PU	EAN	Art. no.
2+1	Euro sockets and shock-proof socket outlets	White	10	4011160491115	49111
2+1	Euro sockets and shock-proof socket outlets	Black	10	4011160491122	49112

4-way Euro plug

IP20



- Convenient and space-saving
- For connecting 4 Euro plugs to a shock-proof socket outlet
- With increased touch protection
- 230 V, 16 A

Version		Colour	PU	EAN	Art. no.
4-way	Euro socket	White	10	4011160484117	48411
4-way	Euro socket	Black	10	4011160484124	48412




Plug stake



Plug stake socket outlet

IP44



- Weather-resistant, shatterproof special plastic
- With shock-proof socket outlets, splash-proof 
- 2 m heavy-duty rubber cable H07RN-F 3G1.5
- Tested in accordance with DIN EN 50525-2, DIN VDE 0620-2-1
- **IP44:** protected against foreign bodies and splash-proof
- 230 V, 16 A

Version

2x shock-proof socket outlets

PU

10

EAN

4011160606809

Art. no.

60680

An overview of all details

Valuable electrical devices such as computers or TV systems can be damaged by surges that occur as a result of faulty switching operations, fluctuations in the power grid or an indirect lightning strike. The **FLASH multi socket outlets** with surge protection protect the electronic components in the connected devices, thereby offering the necessary **protection against excessive electrical voltages**.

High-quality cable
with a length of 1.5 m


Stable, flame-proof housing
in an elegant design

Illuminated on-/off switch

Surge protection:
The integrated gas discharge tube and
high-frequency filter provide all sensitive electronic
components with safe protection

Shock-proof socket outlets
with increased touch protection
in 45° arrangement

Intelligent cable guide
For professional
cable management



Also suitable for wall mounting



Art. No 18670

Available with hand/footswitch



Art. no 18212

Available with USB charging adapter
5 V / 2400 mAh

FLASH multi socket outlets



Technical data

- With surge protection: 230 V, 16 A, 3.5 kW
- Type 3 SPD, U_c: 250 V
- U_{oc}: 2.5 kV (L-N) / 5.0 kV (L/N-PE)
- Up: 1.8 kV (L-N) / 2.5 kV (L/N-PE)
- Response time: <1 ns
- **IP20:** for indoor use

FLASH multi socket outlets with surge protection

IP20



- With PVC cable H05VV-F 3G1.5 and shock-proof angle plug
- Sockets rotated 45°, with increased touch protection
- With surge protection

Version	Colour	PU	EAN	Art. no.
3-way 1.5 m power cord	White	1	4011160186639	18663
5-way 1.5 m power cord	White	1	4011160186653	18665
6-way 1.5 m power cord	White	1	4011160186660	18666
9-way 1.5 m power cord	White	1	4011160186691	18669

FLASH multi socket outlets with USB socket

IP20



- 6-way multi socket outlet with 2 USB sockets 5 V/2000 mAh
- With PVC cable H05VV-F 3G1.5 and shock-proof angle plug
- Sockets rotated 45°, with increased touch protection

Version	Colour	PU	EAN	Art. no.
6-way 1.5 m power cord, no surge protection	White	1	4011160182129	18212

FLASH multi socket outlet with hand/footswitch

IP20




- 6-way multi socket outlet with separate hand/footswitch with indicator light
- 1 m control cable H03VV-F 3G0.5 to the hand/footswitch
- 1.5 m PVC cable H05VV-F 3G1.5 and shock-proof angle plug
- Sockets rotated 45°, with increased touch protection

Version	Colour	PU	EAN	Art. no.
6-way 1.5 m power cord, no surge protection	White	10	4011160186707	18670

FLASH Master/Slave multi socket outlet

IP20



- 1 x Master socket and 5x Slave sockets
- **Master/Slave function:** all devices in the Slave sockets are automatically switched when the device's on/off switch (in the Master socket) is pressed
- With PVC cable H05VV-F 3G1.5 and shock-proof angle plug
- Sockets rotated 45°, with increased touch protection
- With indicator light

Version	Colour	PU	EAN	Art. no.
6-way 1.5 m power cord, no surge protection	White	10	4011160186721	18672

Adapters

IP20



Version	Colour	PU	EAN	Art. no.
Surge protection adapter	White	1	4011160186110	18611

An overview of all details

Important components of valuable electrical devices can be damaged by excessive electrical voltages caused by faulty switching operations, fluctuations in the power grid or an indirect lightning strike. The **ALUX multi socket outlets with surge protection provide the connected devices with the necessary protection**. Gas discharge tubes and high-frequency filters remove the excessive electrical voltages, thereby protecting sensitive electronic components.

The extremely stable die-cast aluminium housing protects the ALUX multi socket outlets from harmful mechanical influences and guarantees excellent durability.



ALUX multi socket outlets



Technical data

- With surge protection: 230 V, 16 A, 3.5 kW
- Type 3 SPD, Uc: 250 V
- Uoc: 2.5 kV (L-N) / 5.0 kV (L/N-PE)
- Up: 1.8 kV (L-N) / 2.5 kV (L/N-PE)
- Response time: <1 ns
- **IP20:** for indoor use

ALUX multi socket outlets with surge protection

IP20



- With PVC cable H05VV-F 3G1.5 and shock-proof angle plug
- Sockets rotated 45°, with increased touch protection
- With surge protection

Version		Colour	PU	EAN	Art. no.
4-way	1.5 m power cord	Black	1	4011160183645	18364
6-way	1.5 m power cord	Black	1	4011160183669	18366
8-way	1.5 m power cord	Black	1	4011160183683	18368
10-way	1.5 m power cord	Black	1	4011160183607	18360

ALUX table multi socket outlet with USB connections

IP20



- Fastening straps for secure assembly onto tables and worktops
- 4-way multi socket outlet with 2 USB sockets 5 V/2000 mAh
- With PVC cable H05VV-F 3G1.5 and shock-proof angle plug
- Sockets rotated 45°, with increased touch protection
- With surge protection

Version		Colour	PU	EAN	Art. no.
4-way	1.5 m power cord	Black	1	4011160183614	18361





Multi socket outlet 19" RACK, 1HE



19" multi socket outlets

IP20

- for universal installation in 19" (48.26 cm) network cabinets or IT server racks
- sturdy plastic or aluminium housing in standardised construction
- Shock-proof socket outlets with earthing contact and increased contact protection in 45° arrangement
- Height (rack unit): 1HE (44.45 mm)
- 230 V~ / 16 A / max. 3500 W*
- IP20: For indoor use

Fig.	Version	Connection	Housing	EAN	Art. no.
1	8-way*	3 m PVC cable H05VV-F 3G1.5 With shock-proof angle plug	Plastic, black	4011160181900	18190
2	8-way* with illuminated on/off switch	3 m PVC cable H05VV-F 3G1.5 With shock-proof angle plug	Plastic, black	4011160181917	18191
3	8-way with overload protection 10 A with reset function, 230 V~ / 10 A / max. 2300 W with surge protection with visual indicator	3 m PVC cable H05VV-F 3G1.5 with type C14 IEC cold-device plug	Plastic, black	4011160181924	18192
4	8-way* U _c : 250 V~ 50 Hz Typ3, U _{oc} : 6.0 KV (L-N, L/N-PE) U _p : 2.0 KV (L/N-PE); 1.8 KV (L-N)	2 m PVC cable H05VV-F 3G1.5 With shock-proof angle plug	Aluminium, black	4011160181931	18193
5	9-way*	2 m PVC cable H05VV-F 3G1.5 With shock-proof angle plug	Aluminium, black	4011160181948	18194



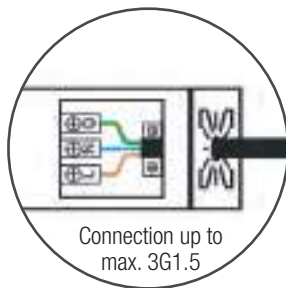
Various
mounting angles possible.

NEW

Multi/angle socket outlet 19" RACK, 1HE



without power cord



Examples for fixing the mounting clips at different angles.



19" multi/angle socket outlet

IP20

- for universal installation in 19" (48.26 cm) network cabinets or IT server racks
- enclosed, lateral mounting clips can be placed horizontally, vertically and in 30° positions
- sturdy aluminium housing in standardised construction
- 7 shock-proof socket outlets with increased contact protection in 45° arrangement
- Multi socket outlet with large connection space for self-assembly of a cable up to max. 3G1.5 (cable not included in scope of delivery)
- with illuminated on/off switch
- Height (rack unit): 1HE (44.45 mm)
- 230 V~ / 16 A / max. 3500 W
- IP20: For indoor use

Version	Connection	Housing	EAN	Art. no.
7-way with illuminated on/off switch	with large connection space for self-assembly of a cable	Aluminium, black	4011160181955	18195

Timers



Mechanical timers

The moving rocker arms make it possible to set a switching distance of 15 or 30 min (dependent upon model).

Digital timers

State-of-the-art microprocessors ensure accurate programming to the nearest minute. It is even possible to program automatically triggering random intervals (e.g. to protect against break-ins).

Benefits:

- Extremely simple operations
- High levels of quality and reliability
- All connected electrical devices can be reliably switched on and off
- Precise control of all types of electrical devices
- Energy-saving
- With increased touch protection

Technical data

- Connection 230 V, 16 A, max. 3500 W
- Tested in accordance with DIN VDE 0620-2-1, EN 60739
- **IP20:** for indoor use
- **IP44:** splash-proof sockets with robust housing for use in damp locations or outdoors



Art. no. 24030



Art. no. 24031



Art. no. 24032



Art. no. 24033

Timers for outdoor use



IP44

Version	PU	EAN	Art. no.
Mechanical daily timer, 96 switching times	1	4011160240317	24031
Digital weekly timer, 8 programs	1	4011160240331	24033

Timers for indoor use



IP20

Version	PU	EAN	Art. no.
Mechanical daily timer, 48 switching times	1	4011160240300	24030
Digital weekly timer, 8 programs	1	4011160240324	24032



Set of 3 remote-controlled sockets

IP20



- Remote-controlled sockets for extra convenience when switching electrical devices such as TVs, computers, hi-fi equipment, etc. on and off.
- Remote control with a range of up to 30 metres
- Sockets can be selected individually or simultaneously
- With increased touch protection
- Receivers can be positioned hidden behind cupboards etc.
- Particularly well-suited for the operation of hard-to-access electrical devices
- Simple handling: no installation required
- **IP20:** for indoor use

Version	Colour	PU	EAN	Art. no.
Set of 3 remote-controlled sockets	White	1	4011160240805	24080

Energy cost meter

IP20

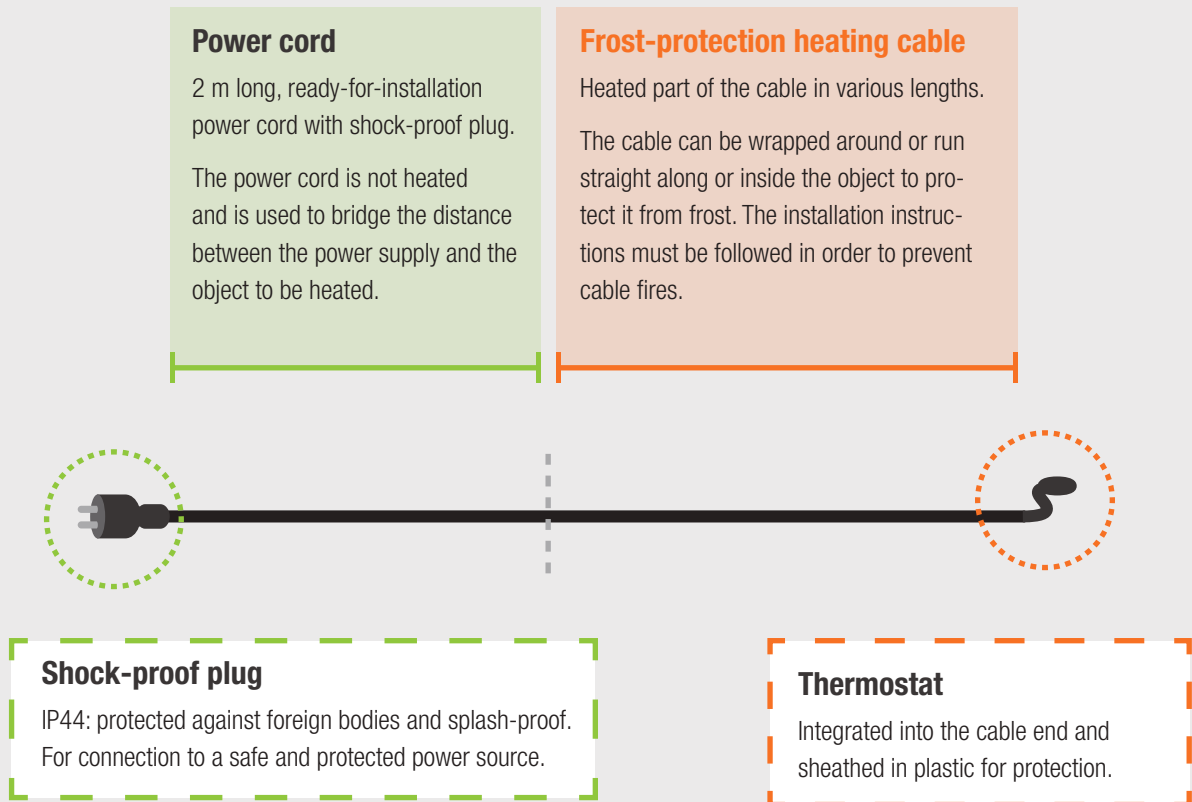


- Used to calculate the operating costs and reduce the energy consumption of household appliances
- Helps detect energy guzzlers, thereby reducing electricity costs
- Measures instantaneous and total consumption
- 4-digit digital display
- Parameters: Measurement range for current: 0 to 9999 kWh
Measurement accuracy: +/- 2 %
Operating temperature: -10 to +50 °C
- With increased touch protection
- 230 V, 16 A, 50 - 60 Hz, max. 3500 W
- **IP20:** for indoor use



Version	Colour	PU	EAN	Art. no.
Energy cost meter	White	1	4011160240522	24052

Construction of a heating cable with integrated thermostat

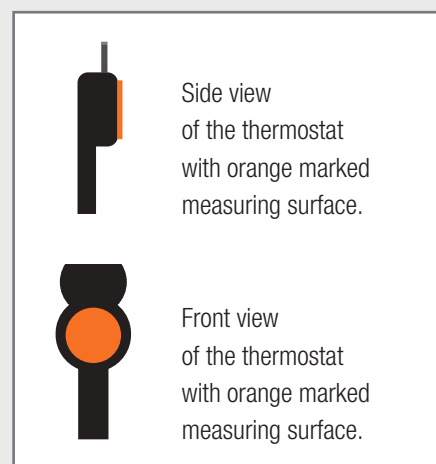


Attaching the thermostat

The ideal location for the thermostat is the coldest part of the surface to be measured. The thermostat should be in close contact with the measuring point. Place the thermostat with the **round area** directly on the surface and secure it firmly in place using high quality insulating tape.

How it works / Measurement

The thermostat integrated in the cable activates the cable's heating function when the measuring temperature reaches 3°C. The heating cable transfers its temperature to the water pipe and prevents the water in the pipe from freezing. The first two metres of the cable from the plug have no heating function and are used as a power cord to a safe power connection. The rest of the cable up to the thermostat is heated. When the thermostat measures 10°C, it switches the heating function off again.





Ice-stop heating cables



Ice-stop heating cables

IP44



- Frost-protection heating cables with built-in thermostat are designed to prevent metal water pipes from freezing in winter
- Ready for installation, with 2 m unheated power cord H05RN-F 3G1.0 and shock-proof plug
- No need for any external temperature monitoring systems or accessories
- Temperature generated by the cable: maximum 45°C
- Specific output: 15 W/m
- Max. operating temperature: 70 °C
- Switches on automatically at + 3°C and off again at + 10°C (measured at the thermostat at the end of the cable)
- Connection: 230 V/50-60 Hz
- **IP44:** protected against foreign bodies and splash-proof

Overall length	Length of the heated cable	PU	EAN	Art. no.
4 m	2 m	1	4011160670107	67010
6 m	4 m	1	4011160670145	67014
8 m	6 m	1	4011160670169	67016
10 m	8 m	1	4011160670114	67011
14 m	12 m	1	4011160670121	67012
20 m	18 m	1	4011160670138	67013
22 m	20 m	1	4011160670152	67015



Our heating cables are designed to prevent metal water pipes from freezing.

Provided that all points in the installation instructions are followed, our heating cables can theoretically also be used to protect water tanks from freezing, to keep ponds ice-free and to overwinter plants. For this, you should consult a plant or pond specialist.



The majority of fire victims die at night in their own homes.
And the real danger isn't so much the fire but the smoke.

Smoke detectors save lives – the loud signal tone provides a timely warning of the risk of fire even when you're asleep, and gives you the necessary head start to get yourself and your family to safety.

Smoke detectors



Smoke detector H-AL 9000 / H-AL 13000

IP20



85 dB



20-40m²




BV Incl.

- Photoelectric detector
- H-AL 13000, 1x 3V CR123A lithium battery (10 years) included, non-replaceable
- Warning tone to indicate low battery status
- Visual display (red) of test function with test button for function check
- Suitable for wall or ceiling installation
- Safety clip (prevents installation without battery)
- Height approx. 37 mm, diameter 100 mm
- Fastening material included
- Tested in accordance with EN 14604
- H-AL 13000 tested in accordance with VdS 3131
- **IP20**: for indoor use

Version	PU	EAN	Art. no.
H-AL 13000 with li-ion battery (10-year operating time) VdS	1	4011160904172	90417

Magnetic mount for hazard alarm



- Extremely simple installation: Strong adhesive pads for secure attachment of the magnets
- Makes it easier to replace the batteries and carry out the function test
- Suitable for smoke and heat detectors with a minimum diameter of 80 mm
- No drilling required: tool-free installation
- Also suitable for mobile homes, boats etc.

Version	PU	EAN	Art. no.
Self-adhesive magnetic mount	1	4011160904066	90406





CO detectors provide a warning of carbon monoxide (CO) - an invisible, odourless and tasteless gas. CO impedes the blood's oxygen intake, which can very quickly cause unconsciousness and death by suffocation after just a few minutes.

Gas detector



CO detector H-AL 14000

IP20



- With function display
- Electrochemical sensor
- Signal tone with additional flashing LED
- 2x AA batteries included
- Warning tone to indicate low battery status and visual display
- Ambient conditions: -10°C to 40°C temperature, up to 95% humidity
- Suitable for wall or ceiling installation, fastening material included
- Tested in accordance with EN 50291
- **IP20**: for indoor use



85 dB

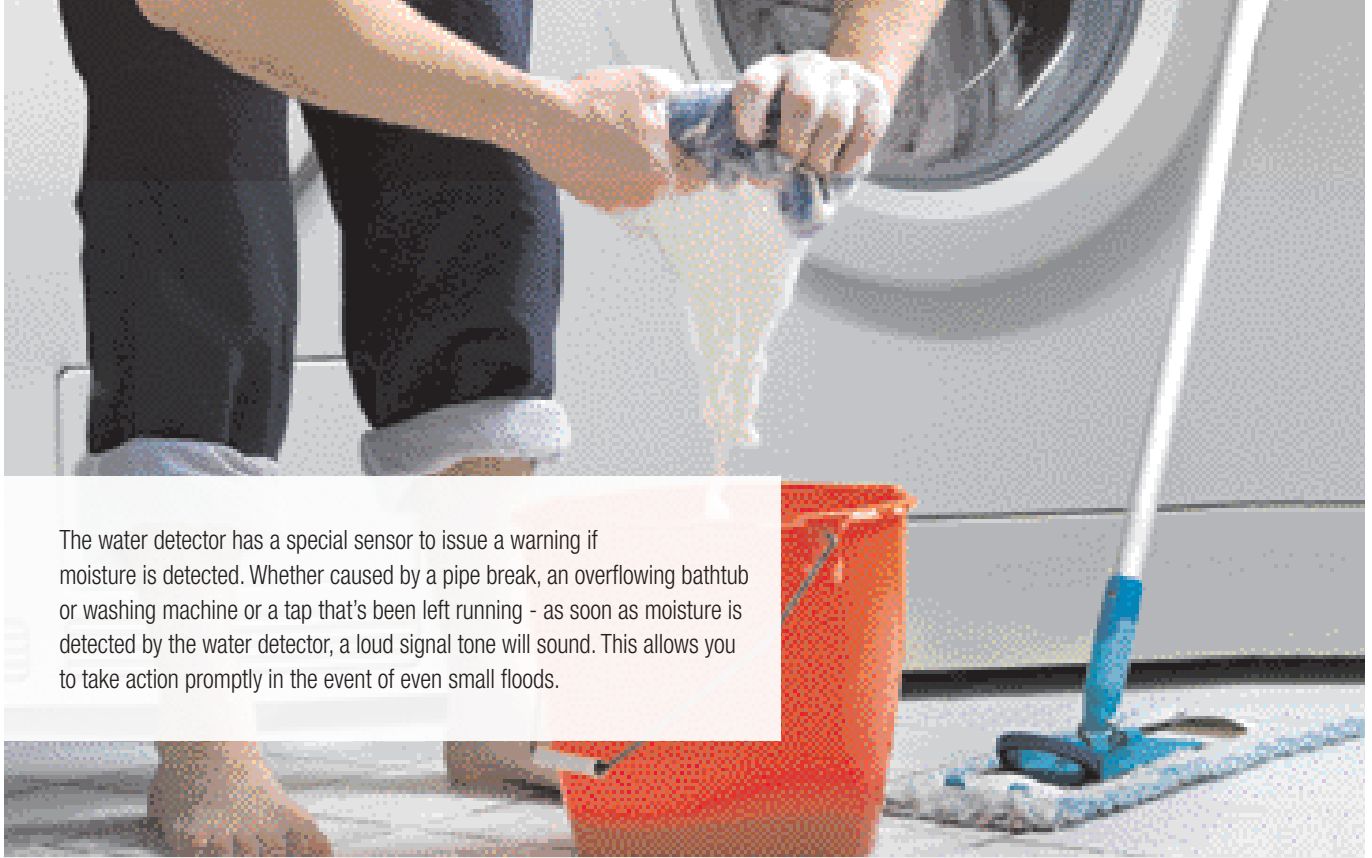


20-40m²



2xAA Incl

Version	PU	EAN	Art. no.
H-AL 14000	10	4011160904080	90408



Water detectors



Water detector H-AL 7000

IP65



- Temperature range: -4°C to 38°C
- 9 V battery included
- Warning tone to indicate low battery status
- Height: 33 mm, diameter: 85 mm
- **IP65:** dust-tight and jet-water-proof

Version	PU	EAN	Art. no.
H-AL 7000 with carbon-zinc battery	10	4011160904035	90403



Art. no.	EAN	Weight (kg)	Page
11108	4011160111082	7.25	12
10013	4011160100130	0.15	75
10017	4011160100178	7.30	75
10018	4011160100185	0.23	75, 225
10020	4011160100208	10.50	75
10025	4011160100253	0.23	75
10027	4011160100277	15.00	75
10030	4011160100307	0.36	75
10032	4011160100321	15.25	75
10034	4011160100345	0.43	75
10036	4011160100369	22.25	75
10038	4011160100383	0.15	77
10039	4011160100390	0.25	77
10040	4011160100406	0.70	75
10041	4011160100413	0.30	77
10042	4011160100420	35.25	75
10044	4011160100444	0.15	76
10045	4011160100451	0.95	75
10046	4011160100468	0.30	76
10047	4011160100475	38.70	75
10049	4011160100499	0.17	76
10050	4011160100505	1.46	75
10050	4011160100505	1.46	121
10051	4011160100512	0.35	76
10053	4011160100536	71.00	75
10057	4011160100574	10.00	77
10058	4011160100581	11.00	77
10059	4011160100598	0.30	77
10060	4011160100604	15.25	77
10064	4011160100642	12.00	77
10074	4011160100741	0.40	77
10075	4011160100758	2.50	75, 121
10076	4011160100765	2.80	75, 121
10087	4011160100871	1.40	75, 121
10089	4011160100895	2.60	75, 121
10091	4011160100918	2.00	75, 121
10116	4011160101168	4.80	22
10118	4011160101182	3.70	23
10119	4011160101199	6.55	23
10120	4011160101205	1.65	34
10128	4011160101281	4.80	12
10129	4011160101298	7.50	12
10132	4011160101328	6.50	12
10133	4011160101335	8.55	12
10135	4011160101359	7.60	22
10136	4011160101366	4.05	22
10137	4011160101373	5.90	22
10139	4011160101397	9.20	22
10145	4011160101458	4.60	23
10150	4011160101502	1.85	34
10155	4011160101557	7.40	12
10158	4011160101588	8.05	12
10170	4011160101700	7.25	200
10176	4011160101762	7.25	200
10179	4011160101793	1.85	34
10205	4011160102059	1.55	34
10208	4011160102080	1.60	34
10211	4011160102110	4.30	23
10212	4011160102127	7.65	23
10223	4011160102233	9.70	23
10231	4011160102318	6.50	201
10313	4011160103131	5.70	15

Art. no.	EAN	Weight (kg)	Page
10314	4011160103148	7.80	15
10315	4011160103155	2.25	34
10316	4011160103162	8.00	22
10317	4011160103179	5.10	22
10319	4011160103193	6.90	23
10325	4011160103254	7.05	15
10333	4011160103339	9.35	15
10342	4011160103421	7.80	22
10343	4011160103438	4.85	22
10344	4011160103445	7.80	22
10347	4011160103476	7.45	22
10408	4011160104084	2.10	34
10411	4011160104114	5.00	23
10412	4011160104121	8.05	23
10414	4011160104145	4.45	23
10509	4011160105098	4.70	121
10510	4011160105104	4.00	121
10542	4011160105425	0.11	35
10565	4011160105654	0.30	35
10566	4011160105661	0.30	35
10829	4011160108297	7.35	43
10975	4011160109751	0.47	35
10976	4011160109768	0.40	35
11151	4011160111518	6.80	24
11154	4011160111549	4.25	24
11312	4011160113123	0.22	248
11313	4011160113130	0.22	248
11314	4011160113147	0.30	248
11315	4011160113154	0.30	248
11331	4011160113314	0.50	249
11332	4011160113321	0.50	249
11361	4011160113611	0.30	247
11362	4011160113628	0.30	247
11371	4011160113710	0.77	247
11372	4011160113727	0.77	247
11391	4011160113918	0.35	246
11392	4011160113925	0.35	246
11393	4011160113932	0.40	246
11394	4011160113949	0.40	246
11431	4011160114311	0.45	248
11432	4011160114328	0.45	248
11461	4011160114618	0.60	248
11462	4011160114625	0.60	248
11501	4011160115011	0.37	247
11511	4011160115110	0.45	247
11512	4011160115127	0.45	247
11541	4011160115417	0.12	35
11542	4011160115424	0.17	35
11584	4011160115844	0.30	35
11585	4011160115851	0.30	35
11611	4011160116117	0.39	249
11612	4011160116124	0.39	249
11631	4011160116315	0.60	249
11632	4011160116322	0.60	249
11671	4011160116711	0.87	247
11672	4011160116728	0.87	247
11711	4011160117114	0.22	249
11712	4011160117121	0.20	249
11731	4011160117312	0.10	249
11732	4011160117329	0.10	249
12110	4011160121104	1.00	33
12121	4011160121210	1.20	33

List of articles

Art. no.	EAN	Weight (kg)	Page
12228	4011160122286	1.60	34
12236	4011160122361	4.40	19
12239	4011160122392	7.80	19
12270	4011160122705	7.00	202
12272	4011160122729	7.00	202
12274	4011160122743	7.00	202
12276	4011160122767	7.00	202
12278	4011160122781	0.40	207
12279	4011160122798	0.40	201
12323	4011160123238	3.80	19
12325	4011160123252	6.55	19
12611	4011160126116	6.50	26
12612	4011160126123	5.95	193
12613	4011160126130	6.10	193
12622	4011160126222	3.60	194
12645	4011160126451	6.50	26
12646	4011160126468	6.80	26
12647	4011160126475	7.50	26
12648	4011160126482	9.00	27
12649	4011160126499	12.00	27
12702	4011160127021	0.65	194
12705	4011160127052	0.85	194
12706	4011160127069	1.60	194
12707	4011160127076	2.20	194
12708	4011160127083	2.95	194
12710	4011160127106	0.90	195
12711	4011160127113	1.30	195
12712	4011160127120	1.60	195
12714	4011160127144	0.70	195
13911	4011160139116	0.30	249
13912	4011160139123	0.30	249
15143	4011160151439	7.50	22
16086	4011160160868	1.60	25
16094	4011160160943	1.60	25
16095	4011160160950	2.30	25
16151	4011160161513	2.30	12
16410	4011160164101	1.90	25
16415	4011160164156	2.50	25
18190	4011160181900	0.84	256
18191	4011160181917	0.85	256
18192	4011160181924	0.84	256
18193	4011160181931	0.79	256
18194	4011160181948	0.78	256
18195	4011160181955	0.50	257
18212	4011160182129	0.71	253
18220	4011160182204	0.50	244
18221	4011160182211	0.90	245
18222	4011160182228	1.10	245
18360	4011160183607	0.90	255
18361	4011160183614	0.93	255
18364	4011160183645	0.60	255
18366	4011160183669	0.70	255
18368	4011160183683	0.80	255
18611	4011160186110	0.11	253
18663	4011160186639	0.53	253
18665	4011160186653	0.63	253
18666	4011160186660	0.68	253
18669	4011160186691	0.82	253
18670	4011160186707	0.75	253
18672	4011160186721	0.68	253
19703	4011160197031	8.00	204
19704	4011160197048	8.00	203

Art. no.	EAN	Weight (kg)	Page
19705	4011160197055	7.50	207
19706	4011160197062	7.50	203
19861	4011160198618	21.00	186
19862	4011160198625	22.50	187
20117	4011160201172	0.06	121
20120	4011160201202	2.15	34
20124	4011160201240	9.75	12
20125	4011160201257	9.15	12
20742	4011160207426	10.00	17
20743	4011160207433	13.00	17
20752	4011160207525	11.00	17
20753	4011160207532	12.00	17
22160	4011160221606	5.75	20
22166	4011160221668	5.75	20
22167	4011160221675	6.00	20
22176	4011160221767	7.50	200
22620	4011160226205	2.15	34
22623	4011160226236	8.65	13
22628	4011160226281	5.85	13
22629	4011160226298	7.60	13
22631	4011160226311	7.60	20
22650	4011160226502	2.30	34
22655	4011160226557	7.90	13
22658	4011160226588	8.65	13
22723	4011160227233	9.10	14
22725	4011160227257	7.50	14
22728	4011160227288	2.60	34
22729	4011160227295	8.00	14
22731	4011160227318	8.00	21
22732	4011160227325	9.40	21
22733	4011160227332	9.00	21
23240	4011160232404	7.75	18
23241	4011160232411	11.00	18
23320	4011160233203	11.50	14
23321	4011160233210	12.20	14
23328	4011160233289	8.00	14
23620	4011160236204	2.70	34
23623	4011160236235	7.80	13
23624	4011160236242	11.10	13
23625	4011160236259	9.60	13
23626	4011160236266	10.50	20
23641	4011160236419	9.40	14
23644	4011160236440	9.30	13
23645	4011160236457	9.25	13
23646	4011160236464	9.40	14
23650	4011160236501	3.00	34
23653	4011160236532	11.95	13
23654	4011160236549	9.65	13
23663	4011160236631	11.20	13
23664	4011160236648	9.55	13
23668	4011160236686	10.90	13
23829	4011160238291	9.60	41
23992	4011160239922	11.95	21
23993	4011160239939	12.20	14
23994	4011160239946	10.55	14
23998	4011160239984	11.90	14
23999	4011160239991	11.95	14
24030	4011160240300	0.20	258
24031	4011160240317	0.25	258
24032	4011160240324	0.30	258
24033	4011160240331	0.30	258
24052	4011160240522	0.14	259

List of articles

Art. no.	EAN	Weight (kg)	Page
24080	4011160240805	0.45	259
26000	4011160260001	6.50	32
26020	4011160260209	10.00	32
26100	4011160261008	23.50	30
26101	4011160261015	20.00	31
26102	4011160261022	21.00	31
26103	4011160261039	32.00	31
26104	4011160261046	25.00	30
26105	4011160261053	26.00	31
26200	4011160262005	27.00	30
26201	4011160262012	23.50	31
26202	4011160262029	24.50	31
26203	4011160262036	35.50	31
26204	4011160262043	28.50	30
26205	4011160262050	29.50	31
30040	4011160300400	0.10	225
30041	4011160300417	0.10	225
30042	4011160300424	0.16	225
30043	4011160300431	0.16	225
30044	4011160300448	0.20	225
30045	4011160300455	0.20	225
30050	4011160300509	0.27	225
35011	4011160350115	0.40	247
35012	4011160350122	0.40	247
38601	4011160386015	0.55	59
38603	4011160386039	0.55	59
38604	4011160386046	1.00	43
38605	4011160386053	1.00	59
38606	4011160386060	0.75	59
38609	4011160386091	0.67	59
38616	4011160386169	0.70	59
38618	4011160386183	0.70	215
38619	4011160386190	1.10	215
38630	4011160386305	0.55	59
38631	4011160386312	0.67	59
42303	4011160423031	0.46	183
42305	4011160423055	0.07	224
42411	4011160424113	0.70	183
42435	4011160424359	0.56	183
42804	4011160428043	0.10	178
42808	4011160428081	0.55	180
42810	4011160428104	0.50	179
42820	4011160428203	0.33	180
42824	4011160428241	0.31	181
42825	4011160428258	0.15	181
42830	4011160428302	0.75	176
42832	4011160428326	1.20	176
45011	4011160450112	0.05	83
45012	4011160450129	0.05	83
45030	4011160450303	0.05	83
45031	4011160450310	0.05	83
45032	4011160450327	0.05	83
45034	4011160450341	0.04	83
45035	4011160450358	0.07	83
45037	4011160450372	0.07	247
45039	4011160450396	0.05	83
45041	4011160450419	0.04	83
45042	4011160450426	0.04	83
45080	4011160450808	0.10	85
45081	4011160450815	0.05	224
45084	4011160450846	0.05	224
45085	4011160450853	0.05	85

Art. no.	EAN	Weight (kg)	Page
45089	4011160450891	0.07	224
45100	4011160451003	0.08	84
45209	4011160452093	0.20	42
45221	4011160452215	0.29	42
45221	4011160452215	0.29	42
45222	4011160452222	0.80	43
45223	4011160452239	0.29	42
45223	4011160452239	0.29	42
45224	4011160452246	1.14	204
45230	4011160452307	0.20	42
45305	4011160453052	0.25	40
45400	4011160454004	0.25	45
45401	4011160454011	0.90	45
45416	4011160454165	7.90	41
45458	4011160454585	0.90	40
45460	4011160454608	1.20	40
46211	4011160462115	6.30	189
46212	4011160462122	15.00	189
46213	4011160462139	27.60	189
46241	4011160462412	5.10	184
46242	4011160462429	6.70	184
46243	4011160462436	8.00	184
46323	4011160463235	0.37	173
46324	4011160463242	0.47	173
46325	4011160463259	1.40	173
46326	4011160463266	3.40	173
46333	4011160463334	0.45	173
46334	4011160463341	0.57	173
46335	4011160463358	1.50	173
46340	4011160463402	1.30	173
46341	4011160463419	2.40	173
46342	4011160463426	3.30	173
46343	4011160463433	3.50	173
46344	4011160463440	1.54	172
46345	4011160463457	2.36	172
46346	4011160463464	3.40	172
46347	4011160463471	6.20	172
46350	4011160463501	3.10	173
46351	4011160463518	4.50	173
46360	4011160463600	1.00	162
46361	4011160463617	1.15	162
46365	4011160463655	1.00	163
46370	4011160463709	3.20	153
46371	4011160463716	5.00	157
46372	4011160463723	2.10	152
46373	4011160463730	4.20	155
46403	4011160464034	4.30	167
46405	4011160464058	3.50	168
46407	4011160464072	1.20	169
46408	4011160464089	3.40	169
46409	4011160464096	8.00	167
46410	4011160464102	1.20	165
46415	4011160464157	0.60	168
46416	4011160464164	0.80	169
46425	4011160464256	1.30	168
46426	4011160464263	2.10	165
46428	4011160464287	8.20	165
46429	4011160464294	5.40	165
46450	4011160464508	1.25	158
46451	4011160464515	1.25	158
46452	4011160464522	3.12	160
46455	4011160464553	1.25	158

List of articles

Art. no.	EAN	Weight (kg)	Page
46458	4011160464584	3.50	160
46465	4011160464652	5.70	168
46480	4011160464805	5.60	168
46650	4011160466502	2.60	170
46750	4011160467509	6.10	170
46756	4011160467561	0.50	171
46758	4011160467585	15.50	171
46759	4011160467592	0.38	170
46978	4011160469787	1.40	174
46981	4011160469817	2.84	175
46982	4011160469824	4.68	175
46986	4011160469862	10.28	168
47250	4011160472503	1.00	183
48211	4011160482113	0.05	250
48212	4011160482120	0.05	250
48411	4011160484117	0.08	250
48412	4011160484124	0.06	250
48707	4011160487071	0.10	63
48708	4011160487088	0.32	212
48709	4011160487095	0.21	212
49111	4011160491115	0.09	250
49112	4011160491122	0.05	250
50101	4011160501012	0.10	65
50102	4011160501029	0.10	65
50131	4011160501319	0.15	65
50132	4011160501326	0.17	65
50151	4011160501517	0.25	65
50152	4011160501524	0.25	65
50201	4011160502019	0.26	64
50202	4011160502026	0.26	64
50211	4011160502118	0.26	65
50212	4011160502125	0.26	65
50311	4011160503115	0.49	64
50312	4011160503122	0.49	64
50511	4011160505119	0.54	64
50512	4011160505126	0.55	64
50521	4011160505218	0.54	65
50522	4011160505225	0.54	65
51011	4011160510113	1.30	64
51012	4011160510120	1.30	64
51013	4011160510137	1.05	61
51021	4011160510212	1.30	65
51022	4011160510229	1.30	65
51153	4011160511530	1.85	61
59105	4011160591051	0.85	55
59110	4011160591105	1.50	55
59125	4011160591259	3.45	55
59150	4011160591501	6.95	55
59205	4011160592058	1.20	55
59210	4011160592102	2.00	55
59225	4011160592256	4.70	55
59250	4011160592508	9.40	55
59310	4011160593109	21.00	77
59311	4011160593116	30.00	77
59350	4011160593505	5.80	76
59441	4011160594410	9.10	76
59442	4011160594427	11.00	76
59444	4011160594441	0.15	76
59445	4011160594458	17.50	76
59446	4011160594465	0.70	76
59447	4011160594472	35.00	76
59450	4011160594502	0.60	77

Art. no.	EAN	Weight (kg)	Page
59510	4011160595103	2.48	111
59525	4011160595257	5.65	111
59610	4011160596100	3.50	111
59623	4011160596230	14.40	111
59624	4011160596247	36.20	111
59625	4011160596254	8.00	111
59626	4011160596261	4.80	111
59627	4011160596278	8.40	111
59628	4011160596285	21.30	111
59629	4011160596292	5.20	111
59631	4011160596315	15.20	76
59643	4011160596438	14.40	111
59644	4011160596445	36.20	111
59646	4011160596469	4.80	111
59647	4011160596476	8.40	111
59648	4011160596483	21.30	111
59649	4011160596490	7.70	111
60057	4011160600579	0.15	85
60205	4011160602054	0.70	61
60210	4011160602108	1.25	61
60215	4011160602153	1.90	61
60262	4011160602627	2.75	61
60264	4011160602641	4.00	61
60265	4011160602658	6.20	61
60270	4011160602702	2.25	56
60271	4011160602719	1.55	56
60272	4011160602726	0.80	56
60305	4011160603051	0.70	61
60310	4011160603105	1.60	61
60315	4011160603150	1.95	61
60335	4011160603358	2.30	56
60336	4011160603365	2.75	56
60340	4011160603402	8.30	56
60341	4011160603419	10.10	56
60342	4011160603426	3.10	62
60343	4011160603433	2.60	62
60345	4011160603457	2.60	62
60350	4011160603501	0.75	62
60351	4011160603518	7.30	62
60352	4011160603525	1.60	62
60353	4011160603532	1.75	62
60354	4011160603549	3.10	62
60355	4011160603556	4.40	62
60356	4011160603563	6.20	62
60357	4011160603570	10.10	62
60359	4011160603594	4.90	61
60361	4011160603617	2.40	61
60362	4011160603624	2.80	64
60364	4011160603648	4.00	61
60365	4011160603655	6.30	61
60366	4011160603662	2.55	112
60368	4011160603686	6.40	112
60370	4011160603709	4.00	56
60371	4011160603716	1.70	56
60372	4011160603723	0.90	56
60373	4011160603730	3.90	56
60374	4011160603747	5.90	56
60375	4011160603754	5.65	56
60376	4011160603761	0.30	68
60379	4011160603792	0.75	68
60382	4011160603822	1.00	56
60383	4011160603839	2.30	56

List of articles

Art. no.	EAN	Weight (kg)	Page
60384	4011160603846	5.10	56
60410	4011160604102	0.07	82
60412	4011160604126	0.10	81
60415	4011160604157	0.10	82
60417	4011160604171	0.10	81
60419	4011160604195	0.15	81
60420	4011160604201	0.15	108
60422	4011160604225	0.20	108
60423	4011160604232	0.65	108
60425	4011160604256	0.20	108
60427	4011160604270	0.20	108
60428	4011160604287	0.80	108
60430	4011160604300	0.25	109
60432	4011160604324	0.30	109
60434	4011160604348	0.90	109
60435	4011160604355	0.20	109
60436	4011160604362	0.25	109
60437	4011160604379	0.50	109
60438	4011160604386	0.37	109
60439	4011160604393	0.20	226
60440	4011160604409	0.15	109
60441	4011160604416	0.20	109
60443	4011160604430	0.20	109
60444	4011160604447	0.35	109
60445	4011160604454	1.45	57
60446	4011160604461	2.60	57
60450	4011160604508	0.50	57
60454	4011160604546	1.10	57
60455	4011160604553	0.45	85
60456	4011160604560	1.90	57
60458	4011160604584	3.80	57
60460	4011160604607	0.15	108
60461	4011160604614	0.20	108
60462	4011160604621	0.07	226
60463	4011160604638	0.10	226
60464	4011160604645	0.17	226
60466	4011160604669	0.12	226
60467	4011160604676	1.00	227
60468	4011160604683	0.30	227
60469	4011160604690	0.30	226
60470	4011160604706	0.10	218
60471	4011160604713	0.10	219
60472	4011160604720	0.20	219
60473	4011160604737	0.20	218
60474	4011160604744	0.16	219
60475	4011160604751	0.15	219
60480	4011160604805	0.10	219
60483	4011160604836	0.50	209
60484	4011160604843	0.25	220
60494	4011160604942	0.20	214
60495	4011160604959	0.25	134
60496	4011160604966	1.00	214
60497	4011160604973	1.00	214
60498	4011160604980	0.50	214
60512	4011160605123	10.75	112
60513	4011160605130	36.00	112
60517	4011160605178	3.45	112
60518	4011160605185	11.05	112
60519	4011160605192	14.40	112
60520	4011160605208	0.70	134
60521	4011160605215	22.25	112
60522	4011160605222	0.90	135

Art. no.	EAN	Weight (kg)	Page
60524	4011160605246	0.58	134
60525	4011160605253	1.60	136
60526	4011160605260	1.35	135
60527	4011160605277	1.25	134
60529	4011160605291	1.95	137
60530	4011160605307	0.56	135
60531	4011160605314	1.25	135
60533	4011160605338	0.55	97
60548	4011160605482	8.20	112
60549	4011160605499	5.20	112
60550	4011160605505	8.00	128
60551	4011160605512	9.00	128
60552	4011160605529	9.00	128
60554	4011160605543	9.00	128
60555	4011160605550	9.00	128
60556	4011160605567	3.70	131
60557	4011160605574	3.90	131
60558	4011160605581	4.20	132
60560	4011160605604	3.90	132
60561	4011160605611	17.50	129
60562	4011160605628	8.20	111
60563	4011160605635	5.75	111
60564	4011160605642	3.45	111
60565	4011160605659	2.95	111
60566	4011160605666	2.55	112
60568	4011160605680	5.75	112
60570	4011160605703	0.10	108
60572	4011160605727	0.15	108
60575	4011160605758	0.15	108
60576	4011160605765	0.20	108
60578	4011160605789	0.30	109
60579	4011160605796	0.35	109
60590	4011160605901	0.25	49
60592	4011160605925	0.32	49
60595	4011160605956	1.55	112
60600	4011160606007	0.20	85
60671	4011160606717	1.70	58
60673	4011160606731	1.50	58
60680	4011160606809	0.60	251
60703	4011160607035	2.00	136
60704	4011160607042	1.90	136
60705	4011160607059	4.80	115
60706	4011160607066	13.05	115
60707	4011160607073	21.30	115
60708	4011160607080	4.80	115
60711	4011160607110	2.55	115
60712	4011160607127	2.65	115
60713	4011160607134	3.45	115
60714	4011160607141	3.50	115
60715	4011160607158	5.75	115
60716	4011160607165	5.80	115
60717	4011160607172	8.00	115
60718	4011160607189	7.80	115
60721	4011160607219	16.00	115
60726	4011160607264	13.90	115
60727	4011160607271	21.30	115
60730	4011160607301	1.30	101
60731	4011160607318	1.30	100
60732	4011160607325	1.30	101
60733	4011160607332	1.30	100
60734	4011160607349	1.30	101
60735	4011160607356	1.30	100

List of articles

Art. no.	EAN	Weight (kg)	Page
60736	4011160607363	1.30	101
60737	4011160607370	1.30	100
60738	4011160607387	1.30	101
60739	4011160607394	1.30	100
60740	4011160607400	1.24	97
60751	4011160607516	1.50	101
60753	4011160607530	1.50	101
60764	4011160607646	1.40	101
60766	4011160607660	1.72	101
60768	4011160607684	1.80	101
60771	4011160607714	21.30	115
60772	4011160607721	21.30	115
60781	4011160607813	1.60	101
60804	4011160608049	4.50	132
60806	4011160608063	6.00	132
60807	4011160608070	8.00	133
60809	4011160608094	4.30	131
60812	4011160608124	3.90	131
60813	4011160608131	5.30	132
60814	4011160608148	7.20	133
60832	4011160608322	1.55	136
60833	4011160608339	1.60	136
60854	4011160608544	3.90	131
60869	4011160608698	3.00	217
60874	4011160608742	7.20	94
60931	4011160609312	6.80	143
60932	4011160609329	6.40	143
60933	4011160609336	8.00	143
60934	4011160609343	9.00	143
60935	4011160609350	5.90	217
60938	4011160609381	6.50	217
60960	4011160609602	3.70	141
60961	4011160609619	4.20	141
60962	4011160609626	5.50	141
60963	4011160609633	6.20	141
60971	4011160609718	1.25	103
60973	4011160609732	1.40	103
61010	4011160610103	3.50	112
61014	4011160610141	0.15	218
61015	4011160610158	8.00	112
61017	4011160610172	15.75	112
61025	4011160610257	12.90	112
61026	4011160610264	28.00	112
61027	4011160610271	4.85	112
61028	4011160610288	18.00	112
61031	4011160610318	7.50	112
61034	4011160610349	35.25	112
61038	4011160610387	7.50	112
61039	4011160610394	16.00	113
61040	4011160610400	36.00	113
61041	4011160610417	73.00	113
61070	4011160610707	0.30	100
61080	4011160610806	73.00	113
61081	4011160610813	145.00	113
61093	4011160610936	15.75	112
61097	4011160610974	1.34	112
61205	4011160612053	1.50	112
61305	4011160613050	2.70	112
61306	4011160613067	2.70	112
61335	4011160613357	4.40	112
61336	4011160613364	4.15	112
61360	4011160613609	2.20	112

Art. no.	EAN	Weight (kg)	Page
61364	4011160613647	2.20	112
61371	4011160613715	0.30	241
61372	4011160613722	0.38	241
61373	4011160613739	0.38	241
61374	4011160613746	0.46	241
61375	4011160613753	0.66	241
61376	4011160613760	0.56	241
61377	4011160613777	6.00	240
61391	4011160613913	0.65	209
61401	4011160614019	1.60	205
61402	4011160614026	0.60	205
61403	4011160614033	0.60	204
61406	4011160614064	0.50	208, 210
61407	4011160614071	2.40	205
61408	4011160614088	0.55	208
61409	4011160614095	5.60	205
61412	4011160614125	0.06	81
61420	4011160614200	0.15	107
61422	4011160614224	0.30	107
61423	4011160614231	0.30	107
61424	4011160614248	1.52	107
61425	4011160614255	0.25	107
61427	4011160614279	0.35	107
61428	4011160614286	0.35	107
61429	4011160614293	1.70	107
61449	4011160614491	0.50	219
61451	4011160614514	1.10	62
61452	4011160614521	2.00	62
61453	4011160614538	3.00	62
61454	4011160614545	1.00	62
61455	4011160614552	1.25	62
61456	4011160614569	1.90	62
61457	4011160614576	0.80	62
61459	4011160614590	2.60	62
61460	4011160614606	0.20	107
61461	4011160614613	0.25	107
61462	4011160614620	0.30	221
61463	4011160614637	0.30	221
61464	4011160614644	0.07	224
61468	4011160614682	1.00	229
61473	4011160614736	0.10	226
61474	4011160614743	0.10	226
61475	4011160614750	0.35	227
61476	4011160614767	0.42	227
61477	4011160614774	0.15	110
61478	4011160614781	0.20	110
61480	4011160614804	0.30	221
61481	4011160614811	0.12	218
61483	4011160614835	0.60	209
61486	4059948004737	0.10	218
61487	4059948004720	0.10	219
61492	4011160614927	0.25	220
61493	4011160614934	0.25	220
61499	4011160614996	0.07	224
61512	4011160615122	3.18	147
61513	4011160615139	3.84	149
61514	4011160615146	3.82	147
61515	4011160615153	4.92	149
61517	4011160615177	3.43	147
61518	4011160615184	3.54	149
61519	4011160615191	3.90	149
61520	4011160615207	1.42	134

List of articles

Art. no.	EAN	Weight (kg)	Page
61522	4011160615221	2.98	147
61523	4011160615238	5.00	147
61524	4011160615245	5.00	147
61525	4011160615252	5.34	149
61526	4011160615269	5.60	149
61562	4011160615627	19.00	129
61564	4011160615641	0.27	225
61565	4011160615658	0.24	225
61569	4011160615696	0.30	225
61705	4011160617058	2.00	135
61706	4011160617065	2.20	137
61708	4011160617089	1.40	135
61712	4011160617126	1.50	136
61745	4011160617454	2.12	94
61746	4011160617461	2.50	94
61754	4011160617546	1.20	93
61757	4011160617577	1.00	93
61758	4011160617584	1.00	93
61831	4011160618314	65.00	118
61832	4011160618321	53.00	118
61833	4011160618338	51.00	118
61841	4011160618413	57.00	119
61842	4011160618420	44.00	119
62058	4011160620584	1.00	57
62059	4011160620591	2.40	57
62081	4011160620812	0.05	87
62082	4011160620829	0.05	87
62083	4011160620836	0.05	87
62084	4011160620843	0.04	87
62085	4011160620850	0.04	87
62087	4011160620874	0.06	87
62088	4011160620881	0.01	87
62207	4011160622076	0.15	81
62220	4011160622205	0.05	82
62221	4011160622212	0.05	82
62222	4011160622229	0.05	82
62223	4011160622236	0.05	82
62224	4011160622243	0.05	82
62225	4011160622250	0.05	82
62232	4011160622328	0.06	81
62233	4011160622335	0.06	81
62242	4011160622427	0.12	81
62243	4011160622434	0.12	81
62250	4011160622502	1.60	53
62251	4011160622519	3.80	53
62252	4011160622526	2.36	53
62253	4011160622533	5.44	53
62254	4011160622540	10.70	53
62260	4011160622601	1.40	53
62261	4011160622618	3.12	53
62262	4011160622625	1.90	53
62263	4011160622632	4.20	53
62264	4011160622649	8.00	53
62401	4011160624018	0.05	82
62403	4011160624032	0.05	82
62411	4011160624117	0.10	82
62413	4011160624131	0.10	82
62430	4011160624308	0.60	205
62431	4011160624315	1.60	205
62432	4011160624322	2.40	205
62433	4011160624339	5.60	205
62434	4011160624346	0.50	208, 210

Art. no.	EAN	Weight (kg)	Page
62435	4011160624353	0.55	208
62436	4011160624360	0.60	209
62450	4011160624506	0.10	86
62451	4011160624513	0.12	86
62452	4011160624520	0.12	86
62453	4011160624537	0.12	86
62454	4011160624544	0.12	86
62455	4011160624551	0.22	86
62460	4011160624605	0.08	86
62461	4011160624612	0.12	86
62462	4011160624629	0.22	86
62463	4011160624636	0.20	86
62464	4011160624643	0.34	86
62470	4011160624704	0.30	220
62471	4011160624711	0.30	220
62472	4011160624728	0.30	220
62473	4011160624735	0.30	223
62474	4011160624742	0.30	223
62475	4011160624759	0.30	223
62476	4011160624766	0.50	227
62511	4011160625114	0.09	95
62512	4011160625121	0.38	95
63211	4011160632112	2.00	122
63225	4011160632259	7.50	122
63226	4011160632266	1.90	122
63227	4011160632273	2.00	122
63228	4011160632280	27.00	123
63260	4011160632600	7.80	48
63261	4011160632617	4.10	49
63270	4011160632709	7.00	48
63271	4011160632716	7.50	48
63272	4011160632723	3.90	49
63280	4011160632808	2.30	49
63281	4011160632815	4.10	49
63282	4011160632822	9.50	49
63255	4011160632556	15.00	123
63256	4011160632563	4.80	123
63257	4011160632570	4.40	123
65100	4011160651007	2.66	233
65101	4011160651014	3.44	233
65102	4011160651021	3.32	233
65103	4011160651038	4.58	233
65104	4011160651045	3.68	233
65105	4011160651052	5.36	233
65106	4011160651069	4.84	233
65107	4011160651076	7.34	233
65108	4011160651083	2.82	235
65109	4011160651090	3.92	235
65120	4011160651205	2.74	233
65121	4011160651212	3.52	233
65122	4011160651229	3.36	233
65123	4011160651236	4.64	233
65130	4011160651304	3.46	236
65131	4011160651311	0.57	236
65140	4011160651403	0.33	237
65141	4011160651410	0.33	237
65142	4011160651427	0.33	237
65143	4011160651434	0.35	237
65144	4011160651441	0.42	237
65145	4011160651458	0.42	237
65146	4011160651465	0.42	237
65147	4011160651472	0.43	237

List of articles

Art. no.	EAN	Weight (kg)	Page
65150	4011160651502	3.26	239
65151	4011160651519	3.94	239
65152	4011160651526	5.32	239
67010	4011160670107	0.52	261
67011	4011160670114	0.90	261
67012	4011160670121	1.08	261
67013	4011160670138	1.46	261
67014	4011160670145	0.70	261
67015	4011160670152	1.50	261
67016	4011160670169	0.74	261
70410	4011160704109	0.47	64
70412	4011160704123	0.47	64
70413	4011160704130	1.05	55
70414	4011160704147	1.05	55
70415	4011160704154	1.25	55
70416	4011160704161	2.02	111
70419	4011160704192	3.00	111
70423	4011160704239	0.42	71
70424	4011160704246	0.42	71
70425	4011160704253	0.56	64
70426	4011160704260	0.80	64
70427	4011160704277	0.70	71
70428	4011160704284	0.70	71
70430	4011160704307	1.00	69
70431	4011160704314	2.00	69
70432	4011160704321	2.80	69
70522	4011160705229	0.26	70
70530	4011160705304	0.40	68
70532	4011160705328	0.26	68
70552	4011160705526	0.54	68
70556	4011160705564	0.40	68
70558	4011160705588	0.70	68
70631	4011160706318	0.15	70
70641	4011160706417	0.10	70
70642	4011160706424	0.10	70
70651	4011160706516	0.15	70
70652	4011160706523	0.15	70
70800	4011160708008	0.75	71
70802	4011160708022	0.75	71
70807	4011160708077	1.00	71
70808	4011160708084	1.00	71
70832	4011160708329	0.40	71
70833	4011160708336	0.25	71
70838	4011160708381	0.20	71
70839	4011160708398	0.20	71
70865	4011160708657	0.25	73
70867	4011160708671	0.35	73
70868	4011160708688	0.65	73
70869	4011160708695	0.50	121
70873	4011160708732	0.30	73
70874	4011160708749	0.30	73
70880	4011160708800	0.08	72
70881	4011160708817	0.08	72
70882	4011160708824	0.13	72
70883	4011160708831	0.13	72
70884	4011160708848	0.20	72
70885	4011160708855	0.20	72
70899	4011160708992	0.12	225
70908	4011160709081	0.75	69
70909	4011160709098	0.45	69

Art. no.	EAN	Weight (kg)	Page
70910	4011160709104	1.50	68
70911	4011160709111	0.26	69
70912	4011160709128	2.25	68
70913	4011160709135	0.40	69
70914	4011160709142	0.40	69
70917	4011160709173	0.45	69
70918	4011160709180	0.50	69
70919	4011160709197	0.55	69
70970	4011160709708	2.50	68
70977	4011160709777	1.50	68
71870	4011160718700	0.40	60
71871	4011160718717	0.85	60
71872	4011160718724	1.90	60
71873	4011160718731	3.80	60
71890	4011160718908	1.42	225
71892	4011160718922	0.30	225
71895	4011160718953	0.74	225
71914	4011160719141	1.30	69
87202	4011160872020	0.26	73
90253	4011160902536	0.25	211
90403	4011160904035	0.13	264
90406	4011160904066	0.06	262
90408	4011160904080	0.20	263
90417	4011160904172	0.15	262
90418	4011160904189	0.12	213
99456	4011160994562	0.60	178
360486	4059948002979	0.50	210
360488	4059948002986	0.55	210
660486	4059948002863	0.50	210
660488	4059948002870	0.50	210
762483	4059948006441	0.50	210
762484	4059948006458	0.50	210
861408	4059948004775	0.55	210
862435	4059948004997	0.55	210
10936ET	4011160109362	0.09	35
10960ET	4011160109607	0.02	35
SP11108	4011160111082	7.25	12
SP11151	4059948006489	6.80	24
SP11154	4059948006496	4.25	24

About us

as - Schwabe GmbH
Merkurstraße 10
72184 Eutingen im Gäu
Germany

Represented by:
Kai Weingärtner
Managing Director

Tel. +49 7457 9 48 53 10
d.mueck@as-schwabe.de
www.as-schwabe.de

GTS

The General Terms of Sale
of as - Schwabe GmbH can
be found on our website at
www.as-schwabe.de.





Your partner for professional lighting and electrical products.

as - Schwabe GmbH

Merkurstraße 10
D-72184 Eutingen

Tel. +49 7457 9 48 53 - 10
d.mueck@as-schwabe.de
www.as-schwabe.de