



# **LIGHTING SEASON**

**2025/2026**

4000 K


1500 LM/m

IP65



Female

Male




Strip light - photoluminescent

## LED strip light

- Photoluminescent approx. 10 min
- Input: AC 230 V / 16 A
- Power: 12 W/m
- Luminous flux: 1,500 LM/m (~ 125 LM/W)
- Colour rendering index CRI: >80
- Beam angle: 120°
- LED lifespan: 30,000 hours
- Colour temperature: 4,000 K
- Sheath material: PVC
- Dimensions (WxH): 18 x 8 mm
- **Extendable up to 150 m total length**
- Cuttable with cutting marks
- Incl. fixing package
- Flexible bendable up to radius 40 mm
- IK10
- **IP65:** dust-tight and protected against water jets



### Included fixing package



20 Pieces - 15 m  
30 Pieces - 25 m


30 Pieces - 15 m  
50 Pieces - 25 m

Model	Watt	Luminous flux	Colour temperature	EAN	Art.-no.
15 m	180 W	Approx. 22.500 Lumen	4000 K (neutral white)	4011160467103	46710
25 m	300 W	Approx. 37.500 Lumen	4000 K (neutral white)	4011160467110	46711



Do you need connecting material  
or other accessories?  
Please contact us!





## LED strip light reel

- LED strip light on reel
- With stable, shock-absorbing and galvanised single-foot frame with parking brake and cable guide
- Version of the LED strip light: fluorescent
- Input: AC 230 V / 16 A
- Power: 12 W/m
- Luminous flux: 1,500 LM/m
- Colour rendering index CRI: >80
- Beam angle: 120°
- LED lifespan: 30,000 hours
- Colour temperature: 4,000 K
- High-quality LED
- Dimensions strip light (WxH): 18 x 8 mm
- **Extendable up to 150 m total length**
- **IP65:** dust-tight and protected against water jets

Model	Body	Watt	Luminous flux	Colour temperature	EAN	Art.-no.
15 m	Ø 230 mm	180 W	Approx. 22.500 Lumen	4000 K (neutral white)	4011160467134	46713
25 m	Ø 285 mm	300 W	Approx. 37.500 Lumen	4000 K (neutral white)	4011160467141	46714



**NEW**



2 x SMD LED  
on the lamp head



Foldable suspension  
hook and  
magnetic base



225°  
swivelling



USB-C  
charging port



4+1 Watt  
400/40 Lumen  
6500 Kelvin

Foldable  
hand lamp

including  
charging cable



Magnetic base



8 mm  
Slim design



5 V DC 1 A USB



Mobile spotlight



Battery charge level  
indicator and on/off  
switch



Infinitely adjustable  
120° swivelling



6+3 Watt  
620/120 Lumen  
6500 Kelvin



270°  
swivelling



9 mm  
flat design



Magnetic base  
and Mobile spotlight



Folding suspension  
hook



3+1 Watt  
250/500 Lumen  
6000 Kelvin

Folding  
handlamp

## LED battery-operated hand lamp

- Slim design made of ABS
- Lamp can be used very flexibly as it can be swivelled through 225°
- Additional spotlight (40 lm) for selective illumination
- With foldable hook and magnetic base
- Li-ion battery 1x 3.7 V / 2000 mAh, type 18650
- Charging time: approx. 4.5 hours
- Lighting duration: SMD 7 hours, COB 2 hours
- 4 settings possible: Level 1 / Level 2 / Spotlight / OFF
- IP20: protected against contact and foreign objects

Model	Luminous flux	Colour temperature	EAN	Art. no.
4+1 Watt	400/40 Lumen	6500 K (daylight)	4011160428272	42827



## EVO 6 battery-operated LED inspection lamp

- Extremely slimline 6 W COB LED and
- Additional 3 W SMD LED in the lamp head (Mobile spotlight)
- Lifespan of over 50000 hours
- Extremely bright due to the special mirrored surface
- Infinitely adjustable 120° swivelling on 2 sides
- With magnetic base
- Li-ion battery 3.7 V / 2600 mAh with charge status display
- Charging time: approx. 4 hours
- Operating time:
- Level 1 / Mobile floodlight approx. 10 hours,
- Level 2 (40 %) approx. 5.5 hours,
- Level 3 (100 %) approx. 2.5 hours
- 100-240 V / 50-60 Hz
- Includes USB charger 5 V / 1 A
- **IP54:** protected against dust and splash-proof

Model	Luminous flux	Colour temperature	EAN	Art. no.
6+3 Watt	620/120 Lumen	6500 K (daylight)	4011160428104	42810



## EVO 8 battery-operated LED inspection lamp

- Rubber-coated housing
- Very flexible lamp due to 270° swivelling design
- With specially developed COB LED: Lifespan of over 50000 hours
- Additional Mobile spotlight (100 lm) for spot lighting
- With foldable hook and with magnetic base
- Li-ion battery 3.8 V / 2800 mAh with charge status display
- Charging time: approx. 4.5 hours
- Operating time: up to 5 hours
- Includes USB charger 5 V / 1 A
- 4 level: level 1 / level 2 / Mobile floodlight / OFF
- **IP30:** protected against foreign bodies

Model	Luminous flux	Colour temperature	EAN	Art. no.
3+1 Watt	250/500 Lumen	6000 K (daylight)	4011160428241	42824





## HD 200 battery-operated LED headlamp with sensor

- With specially developed COB LED: Lifespan of over 50000 hours
- Operated using the on /off switch or contactless motion detector
- Switch level 1: 200 LM, operating time approx. 1.8 h
- Switch level 2: 100 LM, operating time approx. 4 h
- Sensor actuation: 200 LM, operating time approx. 1.8 h
- With size-adjustable headband
- Li-ion battery 3.7 V / 600 mAh with charge control
- Charging time: approx. 2.5 hours
- Operating time: up to 4 hours
- Beam angle: 120°
- Ultra-light: Weight incl. headband 42 g
- Impact resistance: IK07
- Includes USB charger 5 V / 1 A
- **IP54:** protected against dust and splash-proof

Model	Luminous flux	Colour temperature	EAN	Art. no.
2 Watt	100/200 Lumen	6500 K (daylight)	4011160428258	42825



## Acculine Flex LED battery-operated work light

- Extremely long-lasting LEDs with a lifespan of over 50000 hours
- Colour rendering index: CRI > 80
- Robust, extremely slimline die-cast aluminium housing with edge protection
- 180° swivelling and lockable holder
- Strong magnet for attaching to metal surfaces
- LED beam angle: 120°
- 2 levels possible: Level 1 (50 %) and Level 2 (100 %)
- Li-ion battery 3.7 V / 8800 mAh with battery status display
- USB output (5 V / 1 A) can be used as a power bank for charging mobile phones
- Charging time: approx. 4 hours
- Max. operating time: approx. 4 hours (level 1), approx. 2 hours (level 2)
- Micro USB charging cable with charger 230 V / 50-60 Hz
- Input voltage/frequency: 230 V / 50 - 60 Hz
- **IP54:** protected against dust and splash-proof
- Tested in accordance with DIN EN 60598-1

Model	Luminous flux	Colour temperature	EAN	Art. no.
20 Watt	Approx. 2200 Lumen	4000 K (neutral white)	4011160463617	46361



**NEW**



**ILLUMI 360**

**120W LED work light 360°**



## ILLUMI 360 120 W LED work light 360°

- For optimal illumination of outdoor and indoor areas
- LED beam angle: 360°
- 4 switching levels: 25% / 50% / 100% / OFF
- Light output: 16,500 lumens (137 lm/W)
- Colour temperature can be changed: 3000 K, 4500 K, 6500 K
- Polycarbonate cylinder, extremely impact-resistant IK08
- Plastic housing with ergonomic handle
- Aluminium heat sink
- Quick installation on DIN pins and all other pins with a diameter of 25-32 mm possible
- 3m rubber power cable H07RN-F 2x 1,0 with shock-proof plug
- Connection: 230 V / 16 A / 50–60 Hz
- Spotlight housing IP54
- IP44: protected against foreign bodies and splash-proof

Model	Luminous flux	Colour temperature	EAN	Art. no.
120 Watt	16.500 Lumen	3000 K (warm white) 4500 K (neutral white) 6500 K (cool white)	4011160463761	46376



NEW

120 Watt  
16.500 Lumen  
3000, 4500, 6500 Kelvin

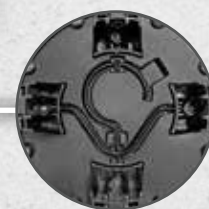
## Optiline 30 W LED mobile work light 360°

- Optimum light distribution due to 360° beam angle
- Extremely long-lasting LEDs: Lifespan of over 30000 hours (106 LM/W)
- Colour rendering index: CRI > 80
- Special plastic housing / diffuser made of polycarbonate
- Cylinder made of polycarbonate, extremely shock-resistant IK08
- 1 shock-proof socket outlet with flap lids (230 V, 16 A, IP54)
- With folding suspension hook at the bottom
- With on/off switch
- Diameter x height: 200 x 220 mm
- 3 m rubber power cable H07RN-F 3G1.5 with shock-proof plug
- Input voltage/frequency: 230 V / 16 A / max. 3500 W / 50-60 Hz
- IP54: protected against dust and splash-proof

Model	Luminous flux	Colour temperature	EAN	Art. no.
30 Watt	Approx. 3200 Lumen	4000 K (neutral white)	4011160463723	46372



30 Watt  
3200 Lumen  
4000 Kelvin





Suitable for batteries from the following manufacturers with the voltage

**18 V**

- ✓ **BOSCH** Professional
- ✓ **MAKITA**
- ✓ **DEWALT**
- ✓ **MILWAUKEE**
- ✓ **METABO CAS**
- ✓ **FESTOOL**
- ✓ **FLEX**
- ✓ **HIKOKI**

Use the batteries of your tools or the power cable to operate the work light

## Lumina Hybrid 270 LED work light

- Hybrid telescope LED floodlight can be operated with rubber power cable (230 V) or with rechargeable batteries from various manufacturers
- Compatible with 18 V battery: Bosch Professional, Makita, Dewalt, Milwaukee, Metabo CAS, Festool, Flex, Hikoki (no battery included in the scope of delivery)
- 5 m rubber power cable H07RN-F 3G1.5 with shock-proof plug (included in scope of delivery)
- Optimum light distribution and illumination thanks to the three 270° swivelling spotlight heads
- Light output: 9900 lm (107 LM/W) in total, 3300 LM/lamp head
- Individual switch for each head, 50 % -100 % 2-stage dimmer
- Total height max. 2.14 m, min. 1.14 m Stable, foldable, 3-legged aluminium frame
- Large carry handle
- Input: 220~240 V AC / 18 V DC
- Colour temperature: 4000 K (neutral white) / CRI > 80
- IK08
- **IP54**: protected against dust and splash-proof

Model	Luminous flux	Colour temperature	EAN	Art. no.
92 Watt	ca. 9900 Lumen	4000 K (neutral white)	4011160463754	46375

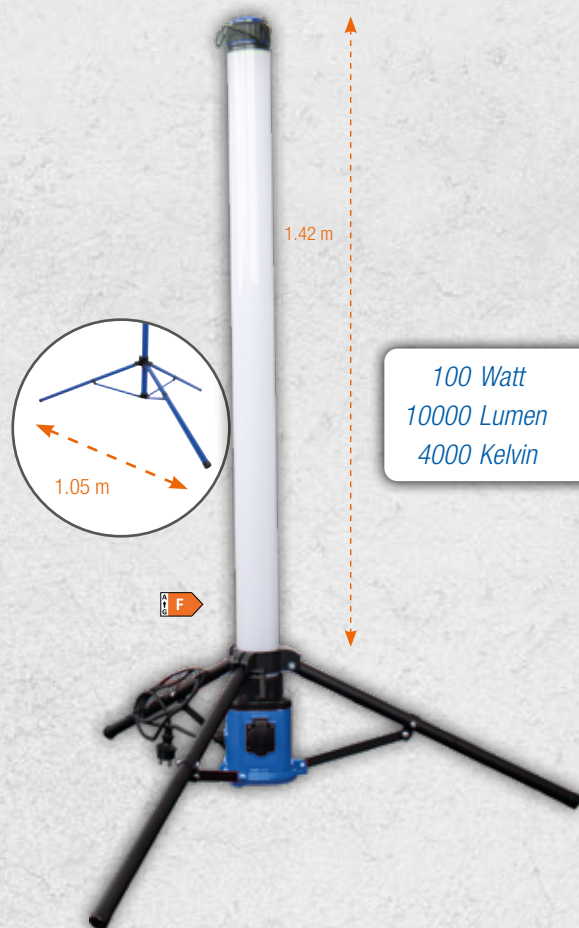


92 Watt  
9900 Lumen  
4000 Kelvin

Including eight battery adapters and 5 m rubber power cable (230 V).







100 Watt  
10000 Lumen  
4000 Kelvin



shock-proof socket outlet  
230 V~ / 16 A / max. 3500 W



3m rubber power cable  
H07RN-F 3G1.5 with  
shock-proof plug

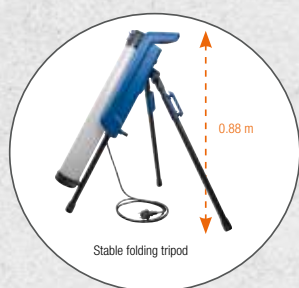


Folding suspension hook at  
the top of the column

## 100 W LED work light column 360°

- Optimum light distribution due to 360° illumination
- 296 x SMD 2835 LED surrounded by a polycarbonate protective column (100 LM/W)
- Colour rendering index: CRI > 80
- Folding suspension hook at the top of the column
- Stable collapsible tripod made of powder-coated metal
- Span of tripod: 1.05 m
- Height: 1.42 m
- 1 shock-proof socket outlet 230 V~ / 16 A / max. 3500 W, IP54 on the tripod
- 3 m rubber power cable H07RN-F 3G1.5 with shock-proof plug
- Input voltage/frequency: 230 V / 16 A / max. 3500 W / 50-60 Hz
- **IP44:** protected against foreign bodies and splash-proof

Model	Luminous flux	Colour temperature	EAN	Art. no.
100 Watt	Approx. 10000 Lumen	4000 K (neutral white)	4011160463716	46371



Stable folding tripod



70 Watt  
7000 Lumen  
4000 Kelvin



max. 0.84 m



With cable retractor



Large carry handle



230 V~ / 16 A shock-proof  
socket outlet, max. 2 kW

## CENTRA 70 W LED work light column 360°

- Folding 360° light column for construction sites
- Optimum light distribution due to 360° illumination
- LED housed in polycarbonate protective column (100 LM/W)
- Colour rendering index: CRI > 80
- Large carry handle, ideal for handling when wearing gloves
- Stable folding tripod made of powder-coated metal with cable retractor
- Additional 230 V~ / 16 A shock-proof socket outlet, max. 2000 W on frame
- 1.8 m rubber power cable H07RN-F 3G1.5 with shock-proof plug
- Height folded: 0.88 m
- Height unfolded: 1.35 m
- 220-240 V~ / 16 A / max. 2000 W / 50-60 Hz
- **IP54:** protected against dust and splash-proof

Model	Luminous flux	Colour temperature	EAN	Art. no.
70 Watt	Approx. 7000 Lumen	4000 K (neutral white)	4011160463730	46373



24 Watt  
2500 Lumen  
4000 Kelvin



45 Watt  
3800 Lumen  
4000 Kelvin



80 Watt  
9200 Lumen  
4000 Kelvin



## Optiline 24 W mobile LED work light

- Extremely long-lasting LEDs: Lifespan of over 30000 hours (104 LM/W)
- Colour rendering index: CRI > 80
- LED beam angle: 100°
- Housing made of special plastic with foldable stand
- Polycarbonate diffuser plate
- With on and off switch
- 3 m rubber power cable H07RN-F 3G1.5 with shock-proof plug
- One shock-proof socket outlet with flap lid on the back
- USB output: 5 V / 1.0 A
- Input voltage/frequency: 220-240 V, 50/60 Hz
- **IP54:** protected against dust and splash-proof

Model	Luminous flux	Colour temperature	EAN	Art. no.
24 Watt	Approx. 2500 Lumen	4000 K (neutral white)	4011160463440	46344

## Optiline 45 W mobile LED work light

- Extremely long-lasting LEDs: Lifespan of over 30000 hours (84 LM/W)
- Colour rendering index: CRI > 80
- LED beam angle: 100°
- Housing made of special plastic with foldable stand
- Polycarbonate diffuser plate
- 3 switch level: 50 %, 100 %, off
- 3 m rubber power cable H07RN-F 3G1.5 with shock-proof plug
- Two shock-proof socket outlets with flap lids on the back
- Input voltage/frequency: 220-240 V, 50/60 Hz
- **IP54:** protected against dust and splash-proof

Model	Luminous flux	Colour temperature	EAN	Art. no.
45 Watt	Approx. 3800 Lumen	4000 K (neutral white)	4011160463457	46345

## Optiline 80 W mobile LED work light

- Extremely long-lasting LEDs: Lifespan of over 30000 hours (115 LM/W)
- Colour rendering index: CRI > 80
- LED beam angle: 100°
- Housing made of special plastic with folding stand
- Polycarbonate diffuser plate
- 3 switch level: 50 %, 100 %, off
- 3 m rubber power cable H07RN-F 3G1.5 with shock-proof plug
- With two shock-proof socket outlets with flap lids on the back
- Input voltage/frequency: 220-240 V, 50/60 Hz
- **IP54:** protected against dust and splash-proof

Model	Luminous flux	Colour temperature	EAN	Art. no.
80 Watt	Approx. 9200 Lumen	4000 K (neutral white)	4011160463464	46346



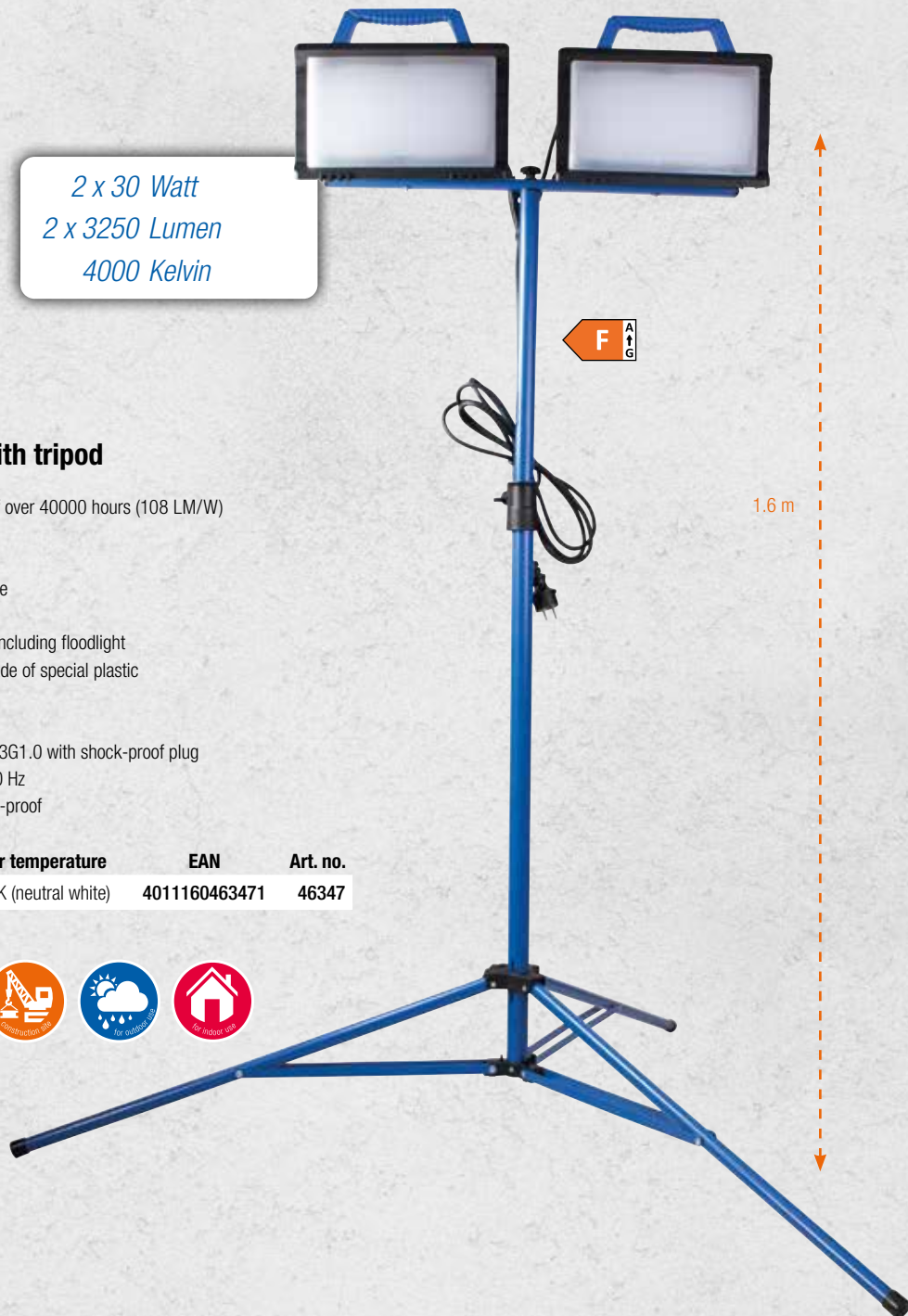
2 x 30 Watt  
2 x 3250 Lumen  
4000 Kelvin



## Optiline LED work light with tripod

- Extremely long-lasting LEDs: Lifespan of over 40000 hours (108 LM/W)
- Colour rendering index: CRI > 80
- LED beam angle: 100°
- Robust, powder-coated tripod, collapsible
- Span of tripod: 1.3 m
- Height adjustable from 1.2 m to 1.6 m including floodlight
- Extremely slimline floodlight housing made of special plastic
- With polycarbonate diffuser plate
- Swivelling and lockable holder
- With 3 m rubber power cable H05RN-F 3G1.0 with shock-proof plug
- Input voltage/frequency: 220-240 V / 50 Hz
- **IP54:** protected against dust and splash-proof

Model	Luminous flux	Colour temperature	EAN	Art. no.
2 x 30 Watt	2 x 3250 Lumen	4000 K (neutral white)	4011160463471	46347



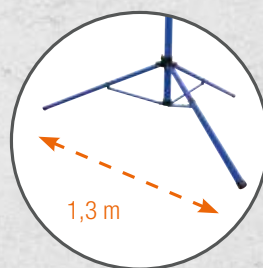
Backside of the floodlight



3 m rubber power cable  
with shock-proof plug



Height adjustable from  
1.2 m to 1.6 m



Span of tripod: 1.3 m

Suitable for operation with batteries  
from various manufacturers with voltage  
**14.4 V & 18 V**



Large carry  
handle, ideal  
for handling  
when wearing  
gloves



For batteries from:  
**BOSCH** Professional,  
**MAKITA**, **PANASONIC**, **WÜRTH**,  
**HIKOKI**

20 W / 2600 lm / 4000 K  
Art. no. 46450 Type A1

For batteries from:  
**DEWALT**, **MILWAUKEE**,  
**METABO CAS**, **FISCHER**

20 W / 2600 lm / 4000 K  
Art. no. 46451 Type A2

For batteries from:  
**FLEX**, **FESTOOL**, **EINHELL**,  
**PARKSIDE**

20 W / 2600 lm / 4000 K  
Art. no. 46455 Type A3

## Acculine Multi mobile work light with adapter for batteries from various manufacturers

### Work light with integrated adapter for operation with a 14.4 V or 18 V standard battery from various manufacturers

- Stable aluminium housing with silicone rim, impact resistance IK08
- Soft-touch operating panel for switching the lighting levels
- Four lighting levels: 25% / 50% / 100% / OFF
- Luminous flux: 650 / 1300 / 2600 lm (130 LM/W)
- Operating time depending on the battery used: one hour per Ah
- Max. operating time: 40 h at 18 V / 12 Ah
- Colour rendering index CRI > 85
- Beam angle: 60°
- USB output 5 V / 1 A usable as a power bank
- Batteries are not included in the scope of supply!
- Large carry handle, ideal for handling when wearing gloves
- Strong magnets for attaching to metal surfaces and two folding suspension hooks at the bottom of the frame

Model	Luminous flux	Colour temperature	Type	for use with 14.4 V or 18 V batteries from	EAN	Art. no.
20 Watt	Approx. 2600 Lumen	4000 K (neutral white)	A1	BOSCH Professional, MAKITA, PANASONIC, WÜRTH and HIKOKI	4011160464508	46450
20 Watt	Approx. 2600 Lumen	4000 K (neutral white)	A2	DEWALT, MILWAUKEE, METABO CAS and FISCHER	4011160464515	46451
20 Watt	Approx. 2600 Lumen	4000 K (neutral white)	A3	FLEX, FESTOOL, EINHELL, PARKSIDE	4011160464553	46455



Stable foot



Two strong magnets for  
attaching to metal surfaces

Foot with non-slip  
coating or floor  
scratch protection

Two large folding hooks for attachment  
to scaffolding, railings, ladders



USB output (5 V / 1 A):  
usable as a power bank



Soft-touch operating panel on the back side  
with ON/OFF switch that also has the function  
for the selection of the four lighting levels as  
well as LED voltage mode indicator (14.4 V  
green, 18 V red)



# Acculine Multi 20 W

Suitable for batteries from the following manufacturers with voltage

**14.4 V & 18 V**



**The right work light for your tool series!**

Use the batteries from your tools for the mobile work light from the Acculine Multi series



Suitable for operation with batteries  
from various manufacturers with voltage  
**14.4 V & 18 V**



For batteries from:

**BOSCH** Professional, **MAKITA**, **PANASONIC**, **WÜRTH**,  
**HIKOKI** (Adapter 1)  
**DEWALT**, **MILWAUKEE**, **METABO CAS**, **FISCHER** (Adapter 2)  
**FLEX**, **FESTOOL**, **EINHELL**, **PARKSIDE** (Adapter 3)

## Acculine Multi mobile work light with adapter for batteries from various manufacturers

- Set contents consist of one work light and three adapters:  
Adapter 1: 5 in 1 adapter for operation of a 14.4 V or 18 V BOSCH Professional, MAKITA, PANASONIC, WÜRTH and HIKOKI standard battery  
Adapter 2: 4-in-1 adapter for operation of a 14.4 V or 18 V DEWALT, MILWAUKEE, METABO CAS and FISCHER standard battery  
Adapter 3: 4-in-1 adapter for operation of a 14.4 V or 18 V FLEX, FESTOOL, EINHELL and PARKSIDE standard battery
- Batteries are not included in the scope of supply!
- Stable aluminium housing with silicone rim, impact resistance IK08
- Soft-touch operating panel for switching the lighting levels
- Six lighting levels: 20% / 40% / 60% / 80% / 100% / OFF
- Operating time depending on the battery used: 30 minutes per Ah
- Colour rendering index CRI > 85
- Beam angle: 120°
- USB output 5 V / 2 A usable as a power bank
- Large carry handle, ideal for handling when wearing gloves
- With two folding suspension hooks at the bottom of the frame
- With M10 screw fitting for mounting on frames

Model	Luminous flux	Colour temperature	Luminous flux	Max. operating time	EAN	Art. no.
40 Watt	Approx. 5500 Lumen	4000 K (neutral white)	1100 / 2200 / 3300 / 4400 / 5500 lm (137.5 LM/W)	22 h at 18 V / 12 Ah	4011160464522	46452
80 Watt	Approx. 11000 Lumen	4000 K (neutral white)	2200 / 4400 / 6600 / 8800 / 11000 lm (137.5 LM/W)	10 h at 18 V / 12 Ah	4011160464584	46458





# Acculine Multi 40 W or 80 W

Suitable for batteries from the  
following manufacturers with the voltage

**14,4 V & 18 V**



**The right work light for your tool  
series!**

Use the batteries from your tools for the  
mobile work lights from the Acculine  
Multi series



## Promotion key light display

- Promotional display with 24 mini hand lamps as key rings.
- For placement at the sales counter or in the checkout area.
- With the key light on your key ring, you always have a small lamp ready to hand.
- LED key light 0.5 Watt
- Luminous flux: approx. 30 Lumen
- Colour temperature: 6800 K (daylight)
- With 5 switching levels: 100% / 50 % / flashing / SOS function / Off
- Two CR2032 batteries included
- Colour: blue

Model	Luminous flux	Colour temperature	EAN	Art. no.
0,5 Watt	Approx. 30 Lumen	6800 K (Daylight)	4011160994562	99456



0,5 Watt  
30 Lumen  
6800 Kelvin



Image similar

## Promotion key light display

- Promotional display with 20 mini hand lamps as key rings.
- For placement at the sales counter or in the checkout area.
- With the key light on your key ring, you always have a small lamp ready to hand.
- Rechargeable
- Main light: 150 LM
- Side light: 120 LM
- Operation time: approx. 2 hrs
- Charging time: approx. 2 hrs
- Rechargeable battery: 3.7 V / 400 mAh
- With USB A to Micro-USB charging cable
- With key ring
- Colour: black

Model	Luminous flux	Colour temperature	EAN	Art. no.
0,5 Watt	Approx. 150 Lumen	7500 K (Daylight)	4011160994555	99455



0,5 Watt  
150 Lumen  
7500 Kelvin



Image similar





## LED battery light FAN in promotional display

- Promotional display with 10 x LED battery light FAN
- ABS plastic and polycarbonate housing
- 1000 Lumen
- On-off switch/ dimmable/ strobe effect
- With charge indicator
- Max. operating time approx. 2 h
- 2 x 1200 mAh LI-Ion rechargeable battery 18650
- 180° rotatable bracket
- With hook and magnets on the underside
- incl. USB-C-charging cable
- Power bank function with USB-A output



Image similar

10 Watt  
1000 Lumen  
6500 Kelvin



Swivelling  
by 180°

Power bank function with  
USB-A-output



With hook and magnet  
for attachment



NEW



- High-quality die-cast aluminium floodlight housing IP65, 360° continuously adjustable, with protective grille and shock-absorbing protective corners
- With original OSRAM LED chip
- Pressure compensation element to prevent condensation and corrosion in the floodlight housing
- With on/off switch (from 50 W)
- On a stable and reinforced metal frame
- With floor-protecting glides and cable rewind
- With ergonomic, non-slip 2-component handle

## Slimline Pro 20 W mobile LED work light

- Lifespan over 50,000 hours ( 130 lm/W)
- With original OSRAM LED chip
- With pressure compensation element to prevent condensation and corrosion in the floodlight housing
- With protective grille and shock-absorbing protective corners
- On a stable and reinforced, powder-coated metal frame
- With ergonomic, non-slip 2-component handle
- Colour rendering: CRI >80
- Beam angle: 120°
- 2 m rubber power cable H05RN-F 3G1,0 with shock- proof plug
- Input voltage / frequency: 230 V / 16 A / 50-60 Hz
- Protection class: I
- Floodlight housing IP65
- IP44: protected against foreign bodies and splash-proof

Model	luminous flux	colour temperature	EAN	Art. no.
20 Watt	2600 Lumen	4000 K (neutral white)	4011160464300	46430



20 Watt  
2600 Lumen  
4000 Kelvin







50 Watt  
6500 Lumen  
4000 Kelvin

## Slimline Pro 50 W mobile LED work light

- Lifespan over 50,000 hours ( 130 lm/W)
- With original OSRAM LED chip
- With pressure compensation element to prevent condensation and corrosion in the floodlight housing
- With protective grille and shock-absorbing protective corners
- On a stable and reinforced, powder-coated metal frame
- With ergonomic, non-slip 2-component handle
- With on/off switch
- Colour rendering: CRI >80
- Beam angle: 120°
- 3 m rubber power cable H05RN-F 3G1,5 with shock- proof plug
- With 2 IP54 socket outlets with flap lids
- With 2 USB ports (1x type A / 1x type C)
- Input voltage / frequency: 230 V / 16 A / 50-60 Hz
- Protection class: I
- Floodlight housing IP65
- IP44: protected against foreign bodies and splash-proof

Model	luminous flux	colour temperature	EAN	Art. no.
50 Watt	6500 Lumen	4000 K (neutral white)	4011160464317	46431



80 Watt  
10400 Lumen  
4000 Kelvin

## Slimline Pro 80 W mobile LED work light

- Lifespan over 50,000 hours (130 lm/W)
- With original OSRAM LED chip
- With pressure compensation element to prevent condensation and corrosion in the floodlight housing
- With protective grille and shock-absorbing protective corners
- On a stable and reinforced, powder-coated metal frame
- With ergonomic, non-slip 2-component handle
- With on/off switch
- Colour rendering: CRI >80
- Beam angle: 120°
- 3 m rubber power cable H05RN-F 3G1,5 with shock- proof plug
- With 2 IP54 socket outlets with flap lids
- With 2 USB ports (1x type A / 1x type C)
- Input voltage / frequency: 230 V / 16 A / 50-60 Hz
- Protection class: I
- Floodlight housing IP65
- IP44: protected against foreign bodies and splash-proof

Model	luminous flux	colour temperature	EAN	Art. no.
80 Watt	10400 Lumen	4000 K (neutral white)	4011160464324	46432



NEW



- High-quality die-cast aluminium floodlight housing IP65, 360° continuously adjustable, with protective grille and shock-absorbing protective corners
- with original OSRAM LED CHIP
- Pressure compensation element to prevent condensation and corrosion in the floodlight housing
- On powder-coated, foldable metal tripod, stable and reinforced
- Infinitely height-adjustable
- With cable rewind on the tripod
- 5 m rubber power cable H05RN-F 3G1,0 with shock-proof plug





## Slimline Pro Chip LED work light with tripod 50 W

- Lifespan over 50,000 hours ( 130 lm/W)
- With original OSRAM LED chip
- With pressure compensation element to prevent condensation and corrosion
- With protective grille and shock-absorbing protective corners
- On a stable and reinforced, powder-coated metal tripod, height-adjustable from 0.88 m to 1.77 m
- Colour rendering: CRI >80
- Beam angle: 120°
- 5 m rubber power cable H05RN-F 3G1,0 with shock-proof plug
- Input voltage / frequency: 230 V / 16 A / 50-60 Hz
- Protection class: I
- Floodlight housing IP65
- IP44: protected against foreign bodies and splash-proof
- with carrying bag

Model	luminous flux	colour temperature	EAN	Art. no.
50 Watt	6550 Lumen	4000 K (neutral white)	4011160464447	46444



Carrying bag included



## Slimline Pro Chip LED work light with tripod 2x50 W

- Lifespan over 50,000 hours ( 130 lm/W)
- With original OSRAM LED chip
- With pressure compensation element to prevent condensation and corrosion
- With protective grille and shock-absorbing protective corners
- Floodlights can be switched on and off separately via their own switch
- On a stable and reinforced, powder-coated metal tripod, height-adjustable from 1.07 m to 2.05 m
- Colour rendering: CRI >80
- Beam angle: 120°
- 5 m rubber power cable H05RN-F 3G1,0 with shock-proof plug
- Input voltage / frequency: 230 V / 16 A / 50-60 Hz
- Protection class: I
- Floodlight housing IP65
- IP44: protected against foreign bodies and splash-proof
- with carrying bag

Model	luminous flux	colour temperature	EAN	Art. no.
2 x 50 Watt	2 x 6500 Lumen	4000 K (neutral white)	4011160464454	46445



Carrying bag included



NEW

50 Watt  
6500 Lumen  
4000 Kelvin



Art. no. 46420



50 Watt  
6500 Lumen  
4000 Kelvin



Art. no. 46421



120 Watt  
15600 Lumen  
4000 Kelvin



Art. no. 46422



## Slimline Pro Chip LED floodlight

- Lifespan over 50,000 hours (130 lm/W)
- With original OSRAM CHIP LED
- Slim, reinforced die-cast aluminium housing
- With pressure compensation element to prevent condensation and corrosion (only on models without motion detector)
- Swivelling and lockable bracket
- Colour rendering: CRI >80
- LED beam angle: 120°
- Input voltage / frequency: 230 V / 16 A / 50-60 Hz
- Protection class: I
- Floodlight housing IP65
- IP44: protected against foreign bodies and splash-proof

Model	luminous flux	colour temperature	Connection cable	EAN	Art.-Nr.
50 Watt	6500 Lumen	4.000 K (neutral white)	10 cm H05RN-F 3G1.0 cable with quick-connect adapter for cables up to 3G1.5 mm <sup>2</sup>	4011160464201	46420
50 Watt	6500 Lumen	4.000 K (neutral white)	2 m rubber power cable H05RN-F 3G1,0 with shock-proof plug	4011160464218	46421
120 Watt	15600 Lumen	4.000 K (neutral white)	2 m rubber power cable H05RN-F 3G1,0 with shock-proof plug	4011160464225	46422




## Tri-proof tube light

- LED tri-proof tube light mounted on an OSB-3 board for attachment to walls or ceilings
- Ready to plug in
- LED light is intended for series mounting
- Input: 4.5 m H07RN-F 3G1.5 with shock-proof plug / 4.5 m H07RN-F 3G1.5 with CEE plug 230 V / 16 A / 3-pole
- Output: 0.30 m H07RN-F 3G1.5 with with rubber coupling / 0.30 m H07RN-F 3G1.5 with CEE coupling 230 V / 16 A / 3-pole
- Colour rendering: CRI > 80
- Colour temperature: 4000 K (neutral white)
- ~ 112 LM/W
- IK08
- **IP44:** protected against foreign bodies and splash-proof

### LED tri-proof tube light I with shock-proof plug and coupling



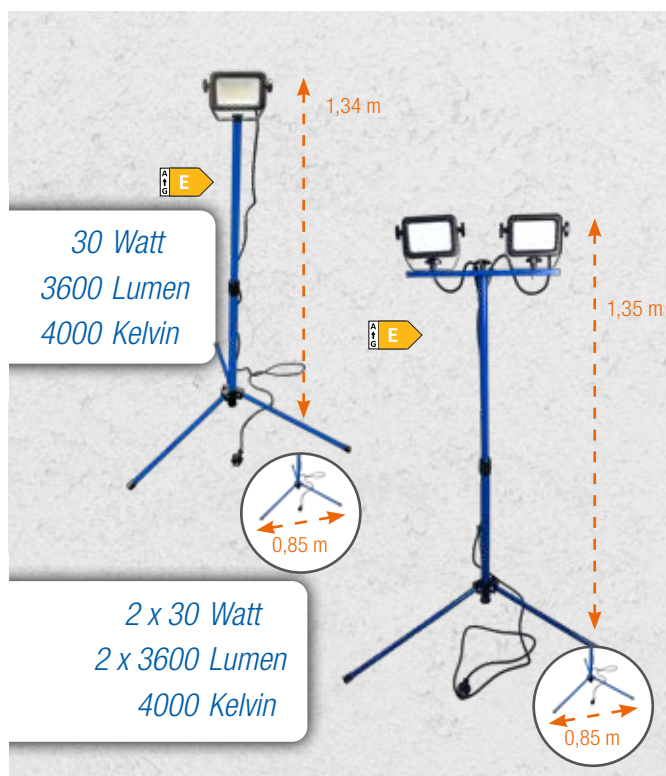
### LED tri-proof tube light II CEE with CEE plug and CEE coupling



Suitable extensions can be found  
in our main catalogue.

Model	Luminous flux	Colour temperature	Version	PU	EAN	Art. no.
24 Watt	2700 Lumen	4.000 K (neutral white)	LED tri-proof tube light I on OSB-3 board Input: 4.5 m H07RN-F 3G1.5 with shock-proof plug. Output: 0.30 m H07RN-F 3G1.5 with rubber coupling.	1	44011160468711	46871
24 Watt	2700 Lumen	4.000 K (neutral white)	LED tri-proof tube light II on OSB-3 board Input: 4.5 m H07RN-F 3G1.5 with CEE plug 230 V / 16 A / 3pole Output: 0.30 m H07RN-F 3G1.5 with CEE coupling 230 V / 16 A / 3pole	1	4011160468728	46872

NEW



## Optiline mobile LED work lights with tripod

- Lifespan over 40,000 hours (120 lm/W)
- Plastic housing with aluminium heat sink
- Satin-finished light disc
- On a stable metal tripod, height-adjustable
- Colour rendering: CRI >80
- Beam angle: 120°
- Colour temperature: 4000 K (neutral white)
- 2 m rubber power cable H05RN-F 3G1,0 with shock-proof plug
- Input voltage / frequency: 230 V / 16 A / 50-60 Hz
- Replaceable LED board
- Protection class: I
- Floodlight housing: IP65
- IP44: protected against foreign bodies and splash-proof

Model	Luminous flux	Height adjustable	EAN	Art. no.
30 Watt	3600 Lumen	from 0.80 m to 1.34 m	4011160466908	46690
2 x 30 Watt	ca. 2 x 3600 Lumen	from 0.81 m to 1.35 m	4011160466915	46691



NEW



## Optiline mobile LED work light

- Lifespan over 40,000 hours (120 lm/W)
- Plastic housing with aluminium heat sink and swivelling and lockable mounting bracket
- With pressure equalisation element to prevent condensation and corrosion (from 50 W)
- Satin-finished light disc
- Foldable frame with insulated handle
- Colour rendering: CRI 80-90
- LED beam angle: 120°
- With rubber power cable H05RN-F 3G1,0 with shock-proof plug
- Input voltage / frequency: 230 V / 16 A / 50-60 Hz
- Replaceable LED board
- Protection class: I
- Floodlight housing: IP65
- IP44: protected against foreign bodies and splash-proof



Model	Luminous flux	Colour temperature	Connecting cable	EAN	Art. no.
30 Watt	ca. 3600 Lumen	4000 K (neutral white)	2 m rubber power cable H05RN-F 3G1,0 with shock-proof plug	4011160466809	46680
50 Watt	ca. 6000 Lumen	4000 K (neutral white)	2 m rubber power cable H05RN-F 3G1,0 with shock-proof plug	4011160466816	46681
100 Watt	ca. 12.000 Lumen	4000 K (neutral white)	2 m rubber power cable H05RN-F 3G1,0 with shock-proof plug	4011160466823	46682
150 Watt	ca. 18.000 Lumen	4000 K (neutral white)	2 m rubber power cable H05RN-F 3G1,0 with shock-proof plug	4011160466830	46683
200 Watt	ca. 24.000 Lumen	4000 K (neutral white)	2 m rubber power cable H05RN-F 3G1,0 with shock-proof plug	4011160466847	46684



NEW



## Optiline LED floodlight with motion detector

- Lifespan over 40,000 hours (120 lm/W)
- Plastic housing with aluminium heat sink
- With pressure equalisation element to prevent condensation and corrosion (from 50 W)
- Satin-finished light disc
- Motion detector adjustable 10s - 10min, 3 – 10,000 lux, 4-10m
- Colour rendering: CRI >80
- Beam angle: 120°
- With quick-connect adapter, connectable cable cross-section 3G2.5
- Input voltage / frequency: 230 V / 16 A / 50-60 Hz
- Replaceable LED board
- Protection class: I
- IP44: protected against foreign bodies and splash-proof



Model	Luminous flux	Colour temperature	Connecting cable	EAN	Art. no.
30 Watt	ca. 3600 Lumen	4000 K (neutral white)	15 cm rubber power cable H05RN-F 3G1,5 with quick- connect adapter	4011160466700	46670
50 Watt	ca. 6000 Lumen	4000 K (neutral white)	15 cm rubber power cable H05RN-F 3G1,5 with quick- connect adapter	4011160466717	46671
100 Watt	ca. 12.000 Lumen	4000 K (neutral white)	15 cm rubber power cable H05RN-F 3G1,5 with quick- connect adapter	4011160466724	46672



## Optiline LED floodlights

- Lifespan over 40,000 hours (120 lm/W)
- Plastic housing with aluminium heat sink
- With pressure equalisation element to prevent condensation and corrosion (from 50 W)
- Satin-finished light disc
- Colour rendering: CRI >80
- Beam angle: 120°
- With quick-connect adapter, connectable cable cross-section 3G2.5
- Input voltage / frequency: 230 V / 16 A / 50-60 Hz
- Replaceable LED board
- Protection class: I
- IP65: dust-tight and jet-water-proof

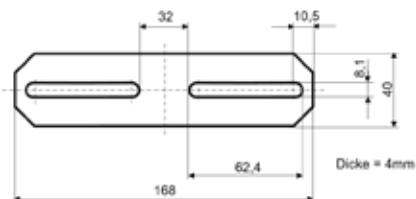


Model	Luminous flux	Colour temperature	Connecting cable	EAN	Art. no.
30 Watt	ca. 3600 Lumen	4000 K (neutral white)	15 cm rubber power cable H05RN-F 3G1,5 with quick- connect adapter	4011160466601	46660
50 Watt	ca. 6000 Lumen	4000 K (neutral white)	15 cm rubber power cable H05RN-F 3G1,5 with quick- connect adapter	4011160466618	46661
100 Watt	ca. 12.000 Lumen	4000 K (neutral white)	15 cm rubber power cable H05RN-F 3G1,5 with quick- connect adapter	4011160466625	46662
150 Watt	ca. 18.000 Lumen	4000 K (neutral white)	15 cm rubber power cable H05RN-F 3G1,5 with quick- connect adapter	4011160466632	46663

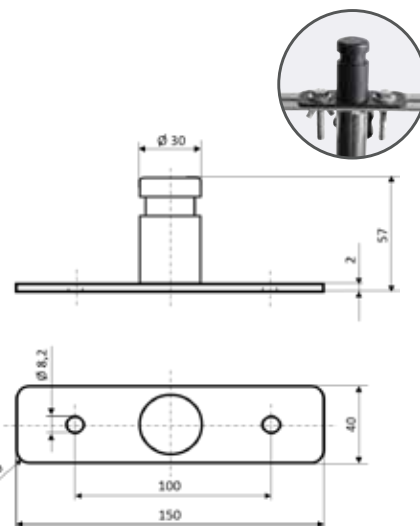
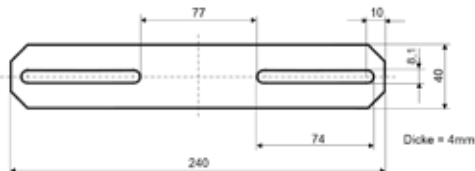
NEW



Dimensions holder



Dimensions universal crossbar



## Professional tripod with universal crossbar

- High processing quality workmanship, galvanised surface
- Very good stability due to three-legged frame
- Stand includes holder and universal crossbar
- Adapter DIN pin art. no. 46759 can be ordered separately
- max. 7 kg load capacity

### Height-adjustable

from 1 m to 2,6 m

EAN

4011160467509

Art.-no.

46750

## Adapter DIN pin (optional)

- Adapter plate, including galvanised DIN pin (according to DIN 14640) for mounting on stand
- Hole spacing of adapter plate 100 mm
- Dimensions of adapter plate: 150 x 40 mm

optional

EAN

Art.-no.

Adapter DIN pin

4011160467592

46759



## Professional tripod XXL with cross bar

- High processing quality
- Powder-coated iron tube frame with 5 tube elements and adjusting screws
- Tripod with DIN pin and 820 mm long cross bar with DIN support to ensure quick assembly and quick securing of the working lamps onto tripod
- Legs include foot cones for very good stability
- Height-adjustable legs for uneven surfaces
- Includes 3 safety cords with snap hook and 3 ground peg for stability
- Max. 40 kg load capacity

### Height adjustable

from 1,3 m to 4,6 m

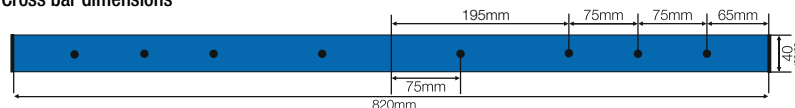
EAN

4011160467585

Art. no.

46758

### Cross bar dimensions



**Incl. carrying bag and traverse**

3 safety cords with snap hook and ground peg included in delivery.



## Weight bags for tripods



### Set consisting of

3x weight bag,  
serves for additional stabilisation of the tripod

EAN

4011160467561

Art.-no.

46756





**max. 3,7 m**

**DIN TRIPOD**

**Height-adjustable legs for uneven ground**

**1,46 m**

**Anchoring holes on the legs for fastening to the ground with ground anchors.**

**Chain drive**

**Hand crank**

**Individually height adjustable**

**Safety stand and security leg**

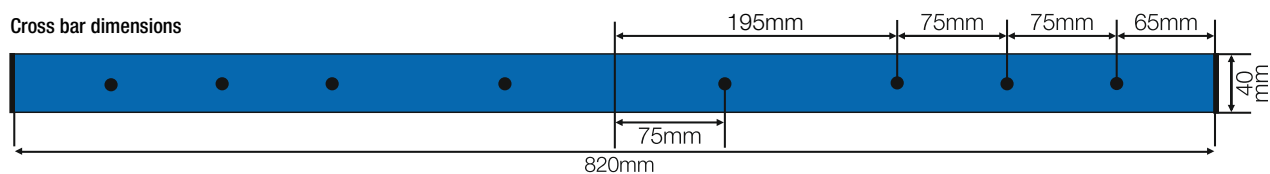
**Incl. carrying bag and cross bar**

## Profi tripod XXL Easy-Lift

- High processing quality workmanship
- Powder-coated tubular iron frame with crank and chain drive
- With cable hook
- Tripod with DIN spigot and 820 mm long crossbar with DIN mount for quickly attaching and securing the work lights on the stand
- Adjustable support legs (individually telescoping)
- Stand base with anchoring holes for very good stability
- Max. load capacity 45 kg
- Incl. carrying bag
- Height when folded: 1980 mm / width when folded: 210 mm

Height adjustable	EAN	Art. no.
from 1,7 m to 3,7 m	4011160467523	46752

### Cross bar dimensions



### Weight bags for tripods



#### Set consisting of

3x weight bag,  
serves for additional stabilisation of the tripod

EAN	Art.-no.
4011160467561	46756

## Technical data

- Premium large-area floodlight for robust applications on construction sites
- With robust adjustable bracket for installation on cranes etc.
- Extremely impact-resistant die-cast aluminium housing: IK08
- Polycarbonate diffusing disc with lenses for better light distribution
- Highly efficient heat dissipation thanks to the special surface design of the back of the housing
- Extremely long-lasting high-performance LEDs with a lifespan of over 60,000 hours
- Colour rendering index: CRI > 80
- Beam angle: 90°
- 140 LM/W
- Connection: 230 V / 50-60 Hz
- **IP66:** dust-tight and water-tight for outdoor use



Back of housing



1000 Watt  
ca. 140000 Lumen  
4000 Kelvin



600 Watt  
ca. 84000 Lumen  
4000 Kelvin



200 Watt  
ca. 28000 Lumen  
4000 Kelvin



Art. no. 46213

Art. no. 46212

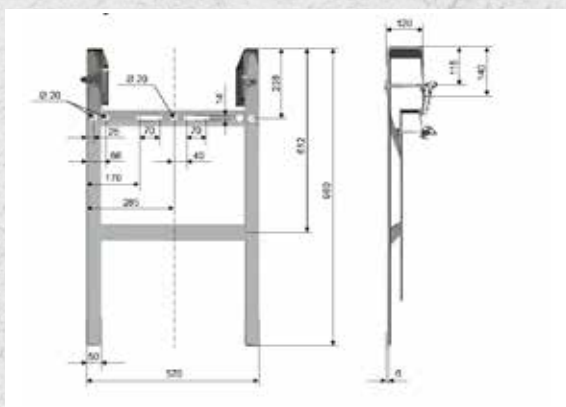
Art. no. 46211

Model	Luminous flux	Colour temperature	Version	PU	EAN	Art. no.
200 Watt	Approx. 28000 Lumen	4000 K (neutral white)	4.5 m rubber power cable H07RN-F 3G1.5 with shock-proof plug	1	4011160462115	46211
600 Watt	Approx. 84000 Lumen	4000 K (neutral white)	10 m rubber power cable H07RN-F 3G1.5 with shock-proof plug	1	4011160462122	46212
1000 Watt	Approx. 140000 Lumen	4000 K (neutral white)	25 m rubber power cable H07RN-F 3G1.5 with shock-proof plug	1	4011160462139	46213

## Crane bracket for LED floodlight "EnergyLine"

- Bracket for secure installation of EnergyLine LED floodlights to cranes.
- Material: galvanised mild steel, thickness 6 mm.
- Dimensions (HxWxD): 950 x 570 x 120 mm.
- With safety folding cotter pins 3.8 mm.

Dimensions	EAN	Art.-no.
950 x 570 x 120 mm	4011160462146	46214







## Energyline XL LED floodlights for large areas

- For installation on **cranes** for illumination of large construction sites
- For **attachment to tripods** for mobile use
- For illuminating **tunnels/mines** in underground mining
- For use as working lights on **construction site vehicles** on night-time construction sites or in underground mining
- For use as **ceiling illumination** in warehouses
- For the outdoor illumination of **loading ramps**
- For use as room lighting **in industrial applications**
- For use as a floodlight on **playing fields** or in **stadiums**



Installation height	Light output onto illuminated area			Illuminated area
	XL180	XL540	XL1080	
5 m	574.74 lux	1643.21 lux	3286.42 lux	78.54 m <sup>2</sup>
10 m	136.93 lux	410.80 lux	821.60 lux	314.16 m <sup>2</sup>
15 m	60.86 lux	182.58 lux	365.16 lux	706.86 m <sup>2</sup>
20 m	34.23 lux	102.70 lux	205.40 lux	1256.64 m <sup>2</sup>
25 m	21.91 lux	65.73 lux	131.46 lux	1963.50 m <sup>2</sup>
30 m	15.21 lux	45.64 lux	91.29 lux	2827.43 m <sup>2</sup>
40 m	8.56 lux	25.68 lux	51.35 lux	5026.55 m <sup>2</sup>
50 m	5.48 lux	16.43 lux	32.86 lux	7853.98 m <sup>2</sup>

Beam diagram for the Energyline XL series (art. no. 46271, 46272 and 46273)

\* Our specified values are theoretical values. The perception of the brightness of light varies from person to person. Light is also heavily dependent on the environment, e.g. the properties of surfaces or colours, which can scatter or absorb the light.

200 Watt  
30000 Lumen  
5000 Kelvin



Eyelet and carabiner hook



DIN pin holder



Shock-proof plug

500 Watt  
70000 Lumen  
5000 Kelvin



Eyelet and carabiner hook



DIN pin holder



Shock-proof plug



Lock with two keys



Carrying handle



Gas pressure spring

## EnergyTube XL 200

- Premium 360° LED floodlight for all-round illumination of large areas up to approx. 2400 m<sup>2</sup>
- With spigot attachment for mounting on tripods with DIN mount
- Possible use of metal eyelet and snap hook for a quick hanging up
- LED housed in polycarbonate protective column, extremely impact-resistant IK10
- Extremely long-lasting high-performance LEDs with a lifespan of over 50,000 hours (150 LM / W)
- Colour rendering index: CRI > 80
- Beam angle: 360°
- 7 m rubber power cable H07RN-F 3G1.5 with shock-proof plug
- With integrated thermo switch
- Surrounding operating temperature: -15° C to + 40° C
- Connection: 230 V / 50-60 Hz
- Weight: 5,1 kg
- IP44: protected against foreign bodies and splash-proof



Model	Luminous flux	Colour temperature	EAN	Art. no.
200 Watt	Approx. 30000 Lumen	5000 K (neutral white)	4011160462412	46241



## EnergyTube XL 500

- Premium 360° LED floodlight for all-round illumination of large areas up to approx. 3200 m<sup>2</sup>
- With spigot attachment for mounting on tripods with DIN mount
- Possible use of metal eyelet and snap hook for a quick hanging up
- LED housed in polycarbonate protective column, extremely impact-resistant IK10
- Extremely long-lasting high-performance LEDs with a lifespan of over 50,000 hours (140 LM / W)
- Colour rendering index: CRI > 80
- Beam angle: 360°
- 7 m rubber power cable H07RN-F 3G1.5 with shock-proof plug
- With integrated thermo switch
- Surrounding operating temperature: -15° C to +40° C
- Connection: 230 V / 50-60 Hz
- Weight: 6,7 kg
- IP44: protected against foreign bodies and splash-proof



Model	Luminous flux	Colour temperature	EAN	Art. no.
500 Watt	Approx. 70000 Lumen	5000 K (neutral white)	4011160462429	46242



## Transport box for EnergyTube XL

- Suitable for EnergyTube XL floodlights 200 W and 400 W
- Stable, protective housing made of aluminum checker plate for safe transport
- With foam insert and lockable lid incl. 2 keys
- Cushioned opening and closing of the lid because of the gas pressure spring (approx. 80°)
- Movable handles on both sides for a non-slip grip when carrying

Transport box for EnergyTube XL 200 W and 500 W	EAN	Art. no.
dimensions: 1000 x 320 x 320 mm	4011160462436	46243





## Energytube XL 1500 ultra floodlight

- Premium 360° LED floodlight for all-round illumination of large areas up to approx. 6000 m<sup>2</sup>
- With IP65 control unit (on/off - dimming 1% - 100%)
- With spigot attachment for mounting on tripods with DIN mount
- LED encased in polycarbonate protective pillar, extremely impact-resistant IK08
- Extremely durable high-performance LEDs with a service lifespan over 50,000 hours
- Colour rendering: CRI > 80
- With integrated thermo switch
- Surrounding operating temperature: -15° C to + 40° C
- Beam angle: 360°
- Connection: 230 V / 16 A / 50 - 60 Hz
- 11.4 m connection cable with shock-proof plug
- Incl. transport box
- Weight: ca. 17 kg
- IP54: dust and splash-proof



11.4 m connection cable  
with shock-proof plug



Control unit  
On/off switch / dimming



With detachable  
connection cable for  
simple transport

## EnergyTube XL 1500 Ultra

- Premium LED Spotlight for all-round illumination of large areas up to approx. 6000 m<sup>2</sup>
- Including transport box
- 150 LM / W



Model	Luminous flux	Colour temperature	EAN	Art. no.
1500 Watt	ca. 225.000 Lumen	5000 K (neutral white)	4011160462443	46244



Lockable with a padlock  
(Lock not included)



Handles on the right and  
left side of the box



Wheels for easy transport  
of the box



## Components of the set:

1x EnergyTube XL 360° 200 W

LED floodlight (art. no. 46241)

1x Professional tripod XXL with traverse  
(art. no. 46758)



## EnergyTube XL 200 W with professional tripod XXL

### EnergyTube XL 360° 200 W LED floodlight (art. no. 46241 in protective bag):

- For all-round illumination of large areas up to approx. 2400 m<sup>2</sup>
- Luminous flux: approx. 30000 LM
- Colour temperature: 5000 K (neutral white)
- With spigot attachment for mounting on tripods with DIN mount
- Possible use of metal eyelet and snap hook for quick hanging
- LED housed in polycarbonate protective column, extremely impact-resistant IK10
- Extremely long-lasting high-performance LEDs with a lifespan of over 50,000 hours (150 LM/W)
- Colour rendering index: CRI > 80
- Beam angle: 360°
- 7 m rubber power cable H07RN-F 3G1.5 with shock-proof plug
- With integrated thermo switch
- Surrounding operating temperature: -15° C to +40° C
- Connection: 230 V / 50-60 Hz
- IP44: protected against foreign bodies and splash-proof

### Professional tripod XXL with traverse (Art. no. 46758):

- Powder-coated iron tube frame with 5 tube elements and adjusting screws in practical bag
- Tripod with DIN spigot and 820 mm long traverse with DIN support for quick assembly and quick securing of the working lamps on the tripod
- Individually telescoping legs with foot cones for very good stability
- Including 3 safety cords with snap hook and 3 ground pegs for stability
- Height-adjustable from 1.3 m to 4.6 m
- max. 40 kg load capacity

EnergyTube XL is packed  
in a dimensionally stable  
protective bag.



Tripod and accessories are  
packed in practical bag.



Set	Components	EAN	Art. no.
ENERGY XL 200	EnergyTube XL 360° 200 W LED floodlight and professional tripod XXL	401160198618	19861





## Components of the set:

1x EnergyTube XL 360° 500 W

LED floodlight (art. no. 46242)

1x Professional tripod XXL with traverse  
(art. no. 46758)



## EnergyTube XL 500 W with professional tripod XXL

### EnergyTube XL 360° 500 W LED floodlight (art. no. 46242 in protective bag):

- For all-round illumination of large areas up to approx. 3200 m<sup>2</sup>
- Luminous flux: approx. 70000 LM
- Colour temperature: 5000 K (neutral white)
- With spigot attachment for mounting on tripods with DIN mount
- Possible use of metal eyelet and snap hook for quick hanging
- LED housed in polycarbonate protective column, extremely impact-resistant IK10
- Extremely long-lasting high-performance LEDs with a lifespan of over 50,000 hours (140 LM/W)
- Colour rendering index: CRI > 80
- Beam angle: 360°
- 7 m rubber power cable H07RN-F 3G1.5 with shock-proof plug
- With integrated thermo switch
- Surrounding operating temperature: -15° C to +40° C
- Connection: 230 V / 50-60 Hz
- IP44: protected against foreign bodies and splash-proof

### Professional tripod XXL with traverse (Art. no. 46758):

- Powder-coated iron tube frame with 5 tube elements and adjusting screws in practical bag
- Tripod with DIN spigot and 820 mm long traverse with DIN support for quick assembly and quick securing of the working lamps on the tripod
- Individually telescoping legs with foot cones for very good stability
- Including 3 safety cords with snap hook and 3 ground pegs for stability
- Height-adjustable from 1.3 m to 4.6 m
- max. 40 kg load capacity

EnergyTube XL is packed  
in a dimensionally stable  
protective bag.



Tripod and accessories are  
packed in practical bag.



Set	consisting of
ENERGY XL 500	EnergyTube XL 360° 500 W LED floodlight and professional tripod XXL

EAN	Art. no.
4011160198625	19862



## Components of the set:

1x EnergyTube XL 1500 Ultra

(Art. no. 46244)

1x Profi tripod XXL Easy-Lift

(Art. no. 46752)



## Set Energy XL 1500

### EnergyTube XL 1500 Ultra (Art. no. 46244) in transport box:

- Premium LED floodlight for illuminating large areas up to approx. 6000 m<sup>2</sup>
- Light output: approx 225000 LM
- Colour temperature: 5000 K (neutral white)
- With IP65 control unit (on/off - dimming 1% - 100%)
- With DIN spigot mount for mounting on tripods
- LED encased in polycarbonate protective pillar, extremely impact-resistant IK08
- Extremely durable high-performance LEDs with a lifespan over 50000 hours
- Colour rendering: CRI > 80
- With integrated thermo switch
- Surrounding operating temperature: -15° C to + 40° C
- Beam angle: 360°
- Connection: 230 V / 16 A / 50 - 60 Hz
- 11.4 m connection cable with H07RN-F 3G1,5 with shock-proof plug
- Incl. transport box
- Weight: ca. 17 kg
- **IP54: dust and splash-proof**

### Profi tripod XXL Easy-Lift (Art. no. 46752):

- High processing quality
- Powder-coated tubular iron frame with crank and chain drive
- with cable hook
- Tripod with DIN spigot and 820 mm long crossbar with DIN mount for quickly attaching and securing the work lights on the stand
- Adjustable support legs (individually telescoping)
- Stand base with anchoring holes for very good stability
- Max. load capacity 45 kg
- incl. carrying bag
- Height when folded: 1980 mm / width when folded: 210 mm

Incl. carrying bag for the tripod  
and transport box for the  
EnergyTube



Set	Components	EAN	Art. no.
ENERGY XL 1500	EnergyTube XL1500 Ultra and Profi tripod XXL Easy Lift	4011160198632	19863





**EnergyTube XL 1500 Ultra** (Art. no. 46244)  
mounted on  
**Profi Stativ XXL Easy-Lift** (Art. no. 46752)

Available as  
**SET ENERGY XL 1500**

Art. - Nr. 19863

Further  
as - Schwabe  
products can be found  
in our product catalogue.  
Download now at  
[www.as-schwabe.de](http://www.as-schwabe.de)



**Catalogue**

**as**<sup>®</sup>  
**Schwabe**  
TechnikProdukte

**Your partner for professional lighting and electrical products**

as - Schwabe GmbH Merkurstraße 10 D - 72184 Eutingen Tel. +49 7457 9 48 53 10 [d.mueck@as-schwabe.de](mailto:d.mueck@as-schwabe.de) [www.as-schwabe.de](http://www.as-schwabe.de)

#63, 7/2025 . Errors and modifications reserved. Reproduction only with the authorisation of as - Schwabe GmbH.

**as**<sup>®</sup>  
**Schwabe**  
TechnikProdukte